

➤ Features

- Size 0.12*0.06 inch /3.2*1.6 mm
- RoHS compliant, lead-free and halogen-free
- Fast response to fault current
- Low resistance
- Low-profile
- Compatible with high temperature solders

➤ Applications

- Computer, Mobile phones, Multimedia
- Automotive, Industrial controls, Telephony and broadband
- Game machines, Portable electronics, Battery

➤ Electrical Characteristics (25°C)

Part Number	I_{hold}	I_{trip}	V_{max}	I_{max}	P_d	Time to trip		R_{min}	$R_{I_{max}}$
	(A)	(A)	(V)	(A)	(W)	(A)	(Sec)	(Ω)	(Ω)
BSMD1206L-110	1.10	2.2	6.0	50	1.2	8.0	0.5	0.008	0.065
BSMD1206L-125	1.25	2.5	6.0	50	1.2	8.0	1.0	0.007	0.060
BSMD1206L-150	1.50	3.0	6.0	50	1.2	8.0	5.0	0.006	0.055
BSMD1206L-175	1.75	3.5	6.0	50	1.2	8.0	5.0	0.005	0.050
BSMD1206L-200	2.00	4.0	6.0	50	1.2	8.0	5.0	0.004	0.045
BSMD1206L-230	2.30	4.6	6.0	50	1.2	8.0	5.0	0.004	0.040
BSMD1206L-260	2.60	5.2	6.0	50	1.2	12.0	5.0	0.003	0.035
BSMD1206L-300	3.00	6.0	6.0	50	1.2	12.0	5.0	0.003	0.030
BSMD1206L-350	3.50	7.0	6.0	50	1.2	12.0	5.0	0.002	0.025
BSMD1206L-380	3.80	7.6	6.0	50	1.2	12.0	5.0	0.002	0.020
BSMD1206L-400	4.00	8.0	6.0	50	1.5	16.0	5.0	0.001	0.018
BSMD1206L-450	4.50	9.0	6.0	50	1.5	16.0	5.0	0.001	0.015
BSMD1206L-500	5.00	10.0	6.0	50	1.5	16.0	5.0	0.001	0.012
BSMD1206L-550	5.50	11.0	6.0	50	1.5	16.0	5.0	0.001	0.011
BSMD1206L-600	6.00	12.0	6.0	50	1.5	20.0	5.0	0.0008	0.010
BSMD1206L-650	6.50	13.0	6.0	50	1.5	20.0	5.0	0.0008	0.009
BSMD1206L-700	7.00	14.0	6.0	50	1.6	20.0	5.0	0.0005	0.009
BSMD1206L-750	7.50	15.0	6.0	50	1.6	20.0	5.0	0.0005	0.008
BSMD1206L-800	8.00	16.0	6.0	50	1.6	20.0	5.0	0.0005	0.007
BSMD1206L-850	8.50	17.0	6.0	50	1.6	20.0	5.0	0.0005	0.007
BSMD1206L-900	9.00	18.0	6.0	50	1.8	30.0	5.0	0.0004	0.006
BSMD1206L-950	9.50	19.0	6.0	50	1.8	30.0	5.0	0.0003	0.006
BSMD1206L-1000	10.00	20.0	6.0	50	1.8	30.0	5.0	0.0002	0.005

I_{hold} = Hold current: maximum current device will pass without tripping in 25°C still air.

I_{trip} = Trip current: minimum current at which the device will trip in 25°C still air.

V_{max} = Maximum voltage device can withstand without damage at rated current (I_{max})

I_{max} = Maximum fault current device can withstand without damage at rated voltage (V_{max})

$P_{d\ typ.}$ = Typical power dissipated from device when in the tripped state at 25°C still air.

R_{min} = Minimum resistance of device in initial (un-soldered) state.

$R_{I_{max}}$ = Maximum resistance of device at 25°C measured one hour after tripping or reflow soldering of 260°C for 20 sec.

Caution: Operation beyond the specified ratings may result in damage and possible arcing and flame.

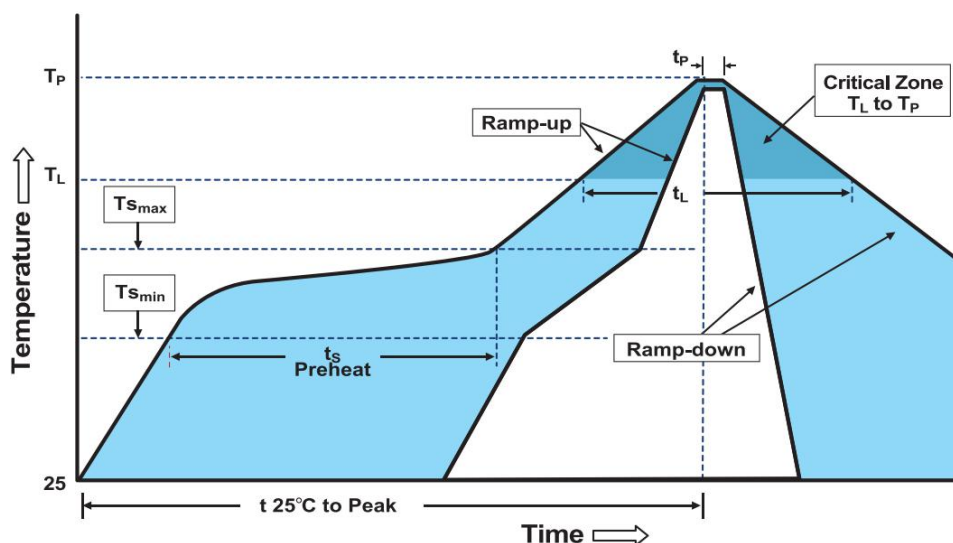
➤ WARNING

- Users shall independently assess the suitability of these devices for each of their applications.
- Operation of these devices beyond the stated maximum ratings could result in damage to the devices and lead to electrical arcing and/or fire.
- These devices are intended to protect against the effects of temporary over-current or over-temperature conditions and are not intended to perform as protective devices where such conditions are expected to be repetitive or prolonged in duration.
- Exposure to silicon-based oils, solvents, electrolytes, acids, and similar materials can adversely affect the performance of these PPTC devices.
- These devices undergo thermal expansion under fault conditions, and thus shall be provided with adequate space and be protected against mechanical stresses.
- Circuits with inductance may generate a voltage ($L\ di/dt$) above the rated voltage of the PPTC device.

➤ Thermal Derating Chart

Part Number	Ambient operating temperature hold current(I_{hold})							
	-40°C	-20°C	0°C	25°C	40°C	50°C	60°C	70°C
BSMD1206L-110	1.5	1.3	1.2	1.1	0.9	0.8	0.7	0.6
BSMD1206L-125	1.7	1.5	1.4	1.25	1.1	1.0	0.9	0.7
BSMD1206L-150	2.0	1.8	1.6	1.5	1.2	1.1	1.0	0.9
BSMD1206L-175	2.3	2.0	1.9	1.75	1.4	1.3	1.2	1.0
BSMD1206L-200	2.7	2.3	2.2	2.0	1.6	1.5	1.4	1.1
BSMD1206L-230	3.1	2.7	2.5	2.3	1.9	1.7	1.6	1.3
BSMD1206L-260	3.5	3.0	2.8	2.6	2.1	1.9	1.8	1.5
BSMD1206L-300	4.0	3.5	3.2	3.0	2.5	2.2	2.0	1.7
BSMD1206L-350	4.7	4.1	3.8	3.5	2.9	2.6	2.4	2.0
BSMD1206L-380	5.1	4.4	4.1	3.8	3.1	2.8	2.6	2.2
BSMD1206L-400	5.4	4.7	4.3	4.0	3.3	3.0	2.7	2.3
BSMD1206L-450	6.0	5.3	4.9	4.5	3.7	3.3	3.1	2.6
BSMD1206L-500	7.5	6.5	5.5	5.0	4.5	3.5	3.3	3.0
BSMD1206L-550	8.3	7.2	6.1	5.5	5.0	3.9	3.6	3.3
BSMD1206L-600	9.0	7.8	6.6	6.0	5.4	4.2	3.9	3.6
BSMD1206L-650	9.8	8.5	7.2	6.5	5.9	4.6	4.2	3.9
BSMD1206L-700	10.5	9.1	7.7	7.0	6.3	4.9	4.6	4.2
BSMD1206L-750	11.3	9.8	8.3	7.5	6.8	5.3	4.9	4.5
BSMD1206L-800	12.0	10.4	8.8	8.0	7.2	5.6	5.2	4.8
BSMD1206L-850	12.8	11.1	9.4	8.5	7.7	6.0	5.5	5.1
BSMD1206L-900	13.5	11.7	9.9	9.0	8.1	6.3	5.9	5.4
BSMD1206L-950	14.3	12.4	10.5	9.5	8.6	6.7	6.2	5.7
BSMD1206L-1000	15.0	13.0	11.0	10.0	9.0	7.0	6.5	6.0

➤ **Soldering Parameters**



Profile Feature	Pb-Free Assembly
Average Ramp-Up Rate(T_{smax} to T_p)	3°C/second max
Preheat	
-Temperature Min(T _{smin})	150°C
-Temperature Max(T _{smax})	200°C
-Time(T _{smin} to T _{smax})	60~180 seconds
Time maintained above:	
-Temperature(T _L)	217°C
-Time(t _L)	60~150 seconds
Peak Temperature(T_p)	260°C
Ramp-Down Rate	6°C/second max
Time 25°C to Peak Temperature	8 minutes max
Storage Condition	0°C~30°C,30%-60%RH

- Recommended reflow methods: IR, vapor phase oven, hot air oven, N2 environment for lead-free.
- Recommended maximum paste thickness is 0.25mm.
- Devices can be cleaned using standard industry methods and solvents.

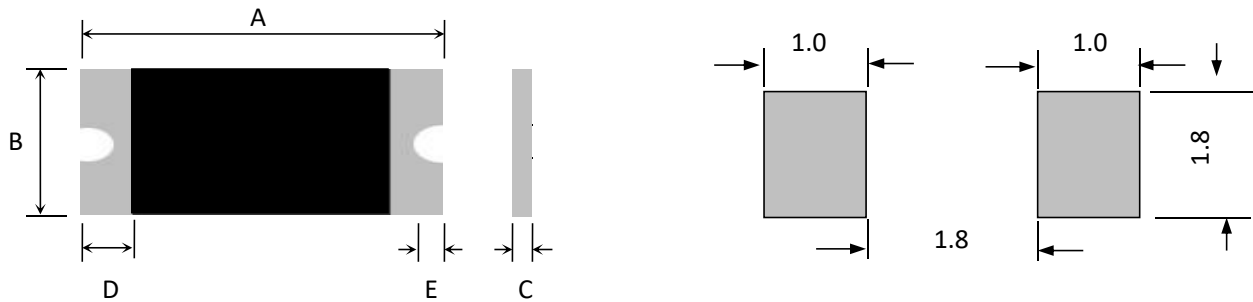
Note 1: All temperature refer to topside of the package, measured on the package body surface.

Note 2: If reflow temperatures exceed the recommended profile, devices may not meet the performance requirements.

➤ **Environmental Specifications**

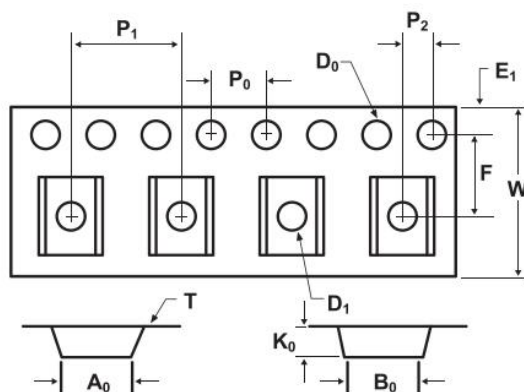
Test	Conditions	Resistance change
Passive aging	+85°C, 1000 hrs.	±5% typical
Humidity aging	+85°C, 85% R.H. , 168 hours	±5% typical
Thermal shock	+85°C to -40°C, 20 times	±33% typical
Resistance to solvent	MIL-STD-202,Method 215	No change
Vibration	MIL-STD-202,Method 201	No change
Ambient operating conditions : - 40 °C to +85 °C		
Maximum surface temperature of the device in the tripped state is 125 °C		

➤ **Physical Dimensions & Recommended Pad Layout (mm)**



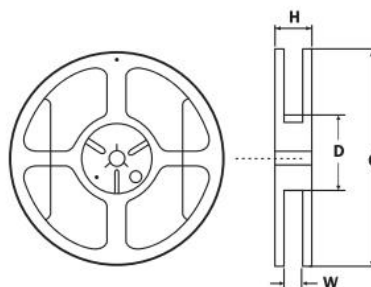
Part Number	Quantity	A		B		C		D	E
		Min	Max	Min	Max	Min	Max	Min	Min
BSMD1206L-110	4000	--	3.50	--	1.85	--	0.8	0.25	0.10
BSMD1206L-125	4000	--	3.50	--	1.85	--	0.8	0.25	0.10
BSMD1206L-150	4000	--	3.50	--	1.85	--	0.8	0.25	0.10
BSMD1206L-175	4000	--	3.50	--	1.85	--	0.8	0.25	0.10
BSMD1206L-200	4000	--	3.50	--	1.85	--	0.8	0.25	0.10
BSMD1206L-230	4000	--	3.50	--	1.85	--	1.0	0.25	0.10
BSMD1206L-260	4000	--	3.50	--	1.85	--	1.0	0.25	0.10
BSMD1206L-300	4000	--	3.50	--	1.85	--	1.0	0.25	0.10
BSMD1206L-350	4000	--	3.50	--	1.85	--	1.0	0.25	0.10
BSMD1206L-380	4000	--	3.50	--	1.85	--	1.0	0.25	0.10
BSMD1206L-400	4000	--	3.50	--	1.85	--	1.0	0.25	0.10
BSMD1206L-450	4000	--	3.50	--	1.85	--	1.0	0.25	0.10
BSMD1206L-500	3000	--	3.50	--	1.85	--	1.2	0.25	0.10
BSMD1206L-550	3000	--	3.50	--	1.85	--	1.2	0.25	0.10
BSMD1206L-600	3000	--	3.50	--	1.85	--	1.2	0.25	0.10
BSMD1206L-650	3000	--	3.50	--	1.85	--	1.2	0.25	0.10
BSMD1206L-700	3000	--	3.50	--	1.85	--	1.2	0.25	0.10
BSMD1206L-750	3000	--	3.50	--	1.85	--	1.3	0.25	0.10
BSMD1206L-800	3000	--	3.50	--	1.85	--	1.3	0.25	0.10
BSMD1206L-850	3000	--	3.50	--	1.85	--	1.3	0.25	0.10
BSMD1206L-900	3000	--	3.50	--	1.85	--	1.3	0.25	0.10
BSMD1206L-950	3000	--	3.50	--	1.85	--	1.3	0.25	0.10
BSMD1206L-1000	3000	--	3.50	--	1.85	--	1.3	0.25	0.10

➤ **Tape And Reel Specifications (mm)**



Governing Specifications	BSMD1206L-110~ BSMD1206L-260	BSMD1206L-300~ BSMD1206L-450	BSMD1206L-500~ BSMD1206L-1000
W	8.0 ± 0.3	8.0 ± 0.3	8.0 ± 0.3
F	3.5 ± 0.05	3.5 ± 0.05	3.5 ± 0.05
E1	1.75 ± 0.1	1.75 ± 0.1	1.75 ± 0.1
D0	1.55 ± 0.05	1.55 ± 0.05	1.55 ± 0.05
D1	1.0 ± 0.1	1.0 ± 0.1	1.0 ± 0.1
P0	4.0 ± 0.1	4.0 ± 0.1	4.0 ± 0.1
P1	4.0 ± 0.1	4.0 ± 0.1	4.0 ± 0.1
P2	2.0 ± 0.05	2.0 ± 0.05	2.0 ± 0.05
A0	1.95 ± 0.1	1.95 ± 0.1	1.95 ± 0.1
B0	3.65 ± 0.1	3.65 ± 0.1	3.65 ± 0.1
T	0.2 ± 0.1	0.2 ± 0.1	0.2 ± 0.1
K0	0.74 ± 0.1	1.04 ± 0.1	1.35 ± 0.1
Leader min	390	390	390
Trailer min	160	160	160

Reel Dimensions	
C	φ178 ± 1.0
D	φ60.2 ± 0.5
H	11.0 ± 0.5
W	9.0 ± 1.5



➤ **Contact information**

SHENZHEN HCHC ELECTRONIC CO., LTD
TEL: 0755-85259917 FAX: 0755-28704432
E-MAIL: sale@hchc-elec.com