


Features

- ESD protection for high speed data lines to IEC61000-4-2
- ESD contact discharge typical 8KV, max 15KV
- ESD air discharge typical 15KV, max 25KV
- Surface mount
- Extremely low capacitance
- Very low leakage current
- Fast response time
- Bi-directional ESD protection
- Lead free solder termination
- The best ESD protection for high frequency, low voltage applications



Mechanical Data

- **Case:** ϵ ϵ H (plastic package).
Lead free; RoHS compliant
- **Molding Compound Flammability Rating:**
UL 94 V-0
- **Terminals:** High temperature soldering guaranteed:
260 °C/10 sec. at terminals

Applications

- USB3.0, Firewire, DVI, HDMI, S-ATA
- Thunderbolt, Display Port
- Mobile HDMI Link, MDDI, MIPI, SWP / NFC

Absolute Maximum Ratings

Ratings at 25 °C, ambient temperature unless otherwise specified

| Parameter | Symbol | Value | Unit |
|--|-------------------|-------------|------|
| Maximum Contact discharge voltage Per IEC61000-4-2 | --- | 15KV | V |
| Maximum Air discharge voltage Per IEC61000-4-2 | --- | 25KV | V |
| Maximum Operating temperature | T _{OPER} | -40 to +90 | °C |
| Maximum Storage temperature | T _{STG} | -55 to +125 | °C |
| Maximum lead temperature for soldering during 10s | T _L | 260 | °C |

Electrical Characteristics

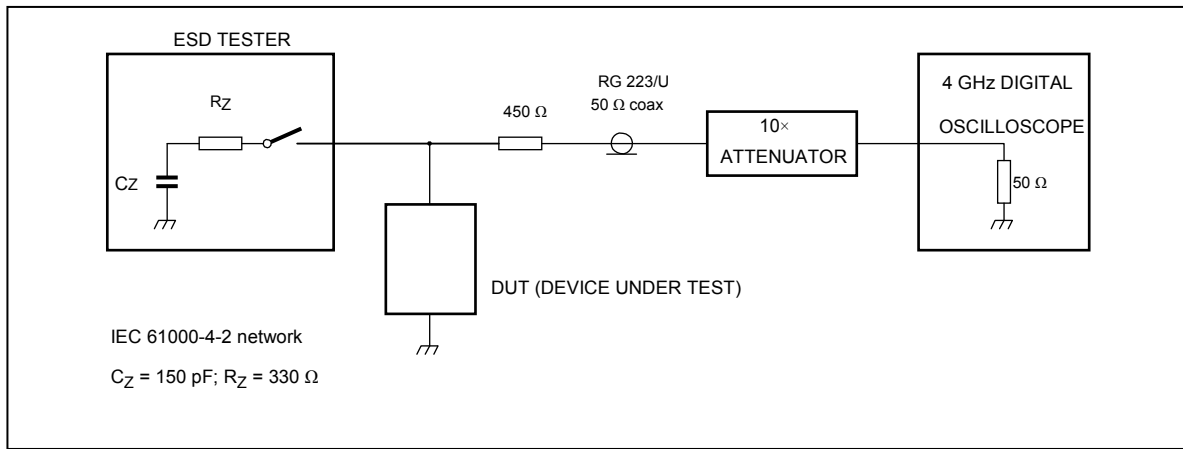
(T_A = 25 °C unless otherwise specified)

| Parameter | Symbol | Test Conditions | Min | Typ | Max | Units |
|------------------|----------------|--------------------------------------|-----|------|------|-------|
| Rated Voltage | V _R | --- | --- | --- | 3.3 | V |
| Trigger voltage | V _T | IEC61000-4-2 8KV contact discharge | --- | 350 | --- | V |
| Clamping voltage | V _C | IEC61000-4-2 8KV contact discharge | --- | 35 | --- | V |
| Leakage current | I _L | DC 12V shall be applied on component | --- | | 0.10 | uA |
| Capacitance | C _P | V _R = 0V, f = 1MHz | --- | 0.05 | | pF |

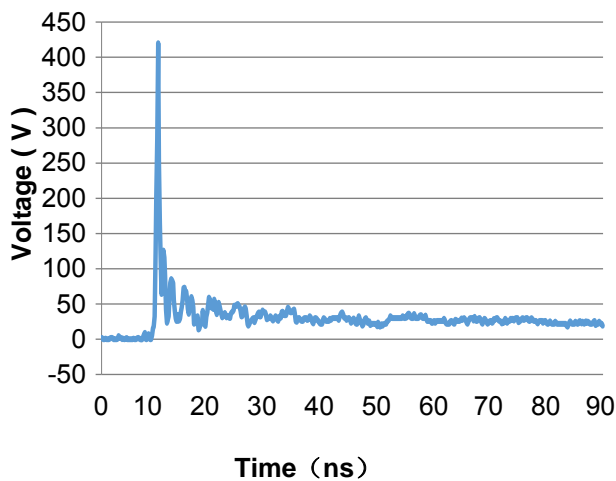
Note: 1 Trigger and clamping voltage are measured per IEC 61000-4-2, 8KV contact discharge method.

2 After reliability tests such as high temp storage, temp cycles, continuous ESD strike etc, the maximum leakage current is less than 10uA.

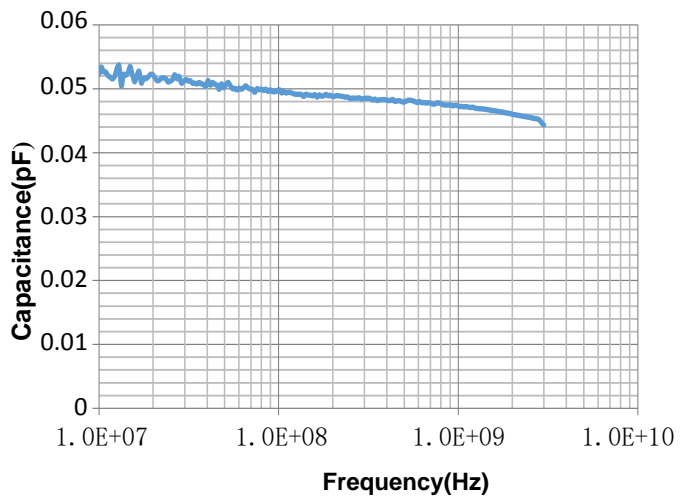
ESD Clamping Test



Typical ESD Response
(IEC 61000-4-2, 8KV contact discharge)

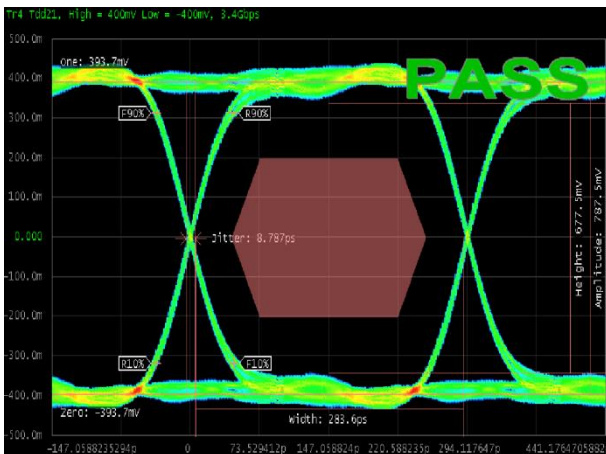


Typical Device Capacitance VS. Frequency

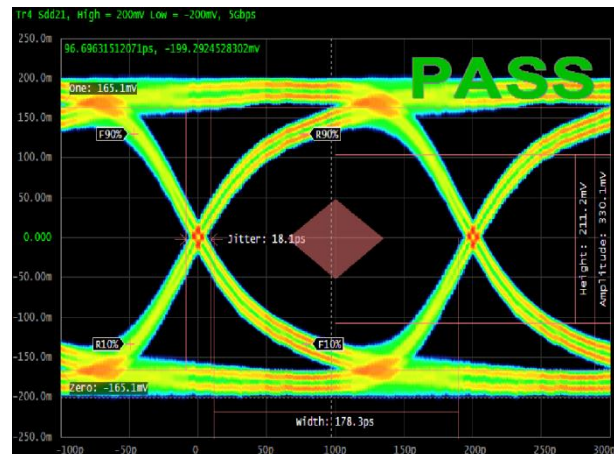


Eye Diagram Measurement

HDMI Mask at 3.4 Gbps



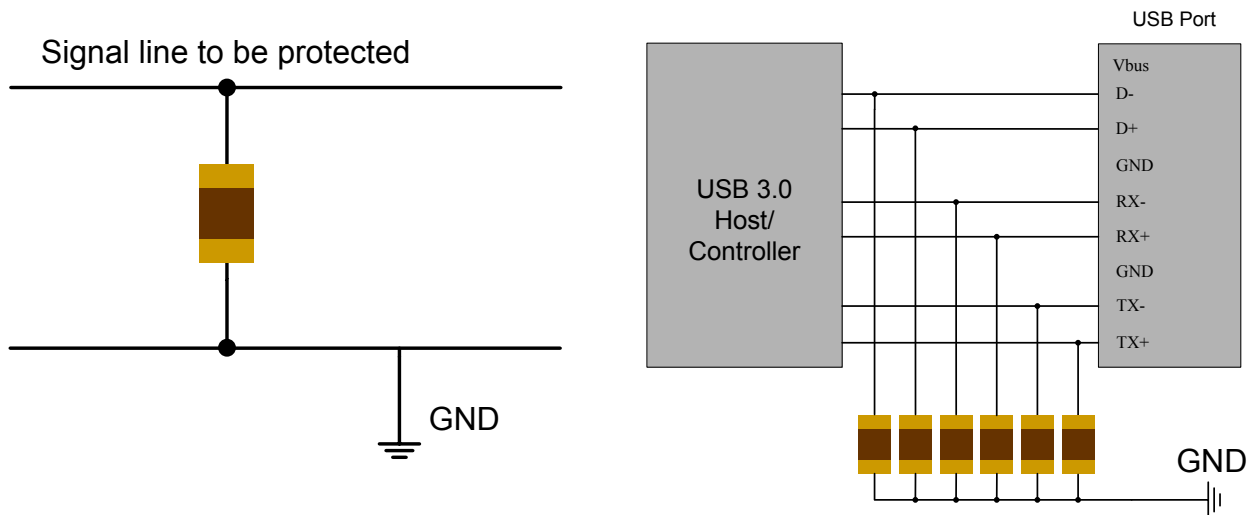
USB3.0 Mask at 5.0 Gbps



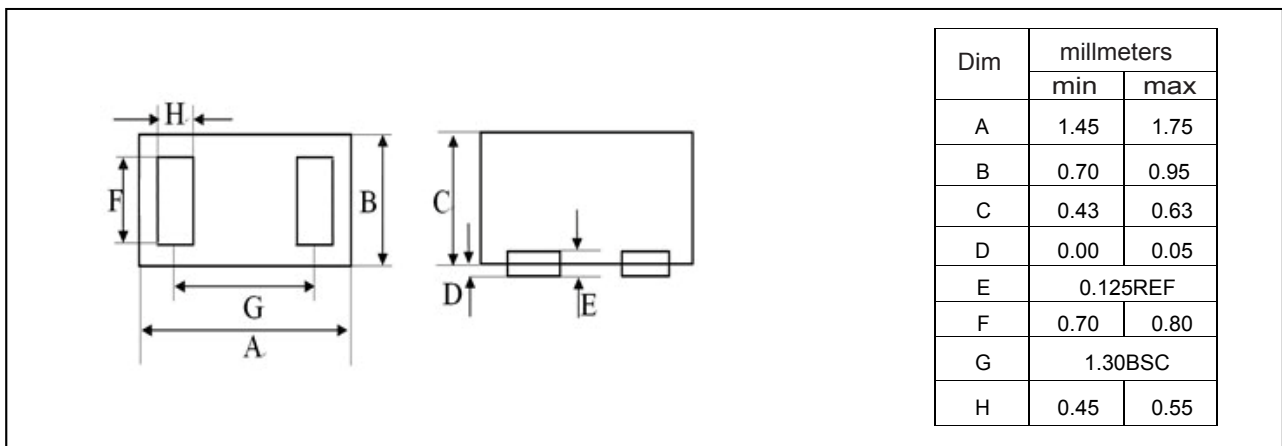
ESD Protection for Signal Line

The CESD is designed for the protection of one bidirectional data line from ESD damage.

- Place the CESD as close to the input terminal or connector as possible.
- Minimize the path length between the CESD and the protected signal line.
- Use ground planes whenever possible.



Product Dimension



Ordering information

| Order code | Package | Packaging option | Base quantity | Packaging specification |
|--------------|---------|------------------|----------------|-------------------------|
| PESD3363U005 | 0603 | Tape and reel | 5000pcs / reel | EIA STD RS-481 |