

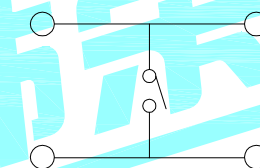
PCB Layout (Pattern side)

NO.1	
PART NO	H
J	8.5
K	9
L	9.5
M	10
O	11
Q	12
R	12.5
S	13
V	15

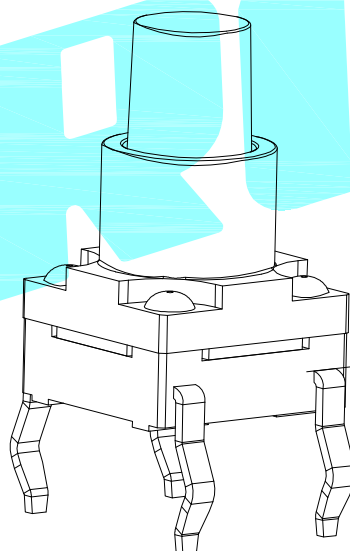
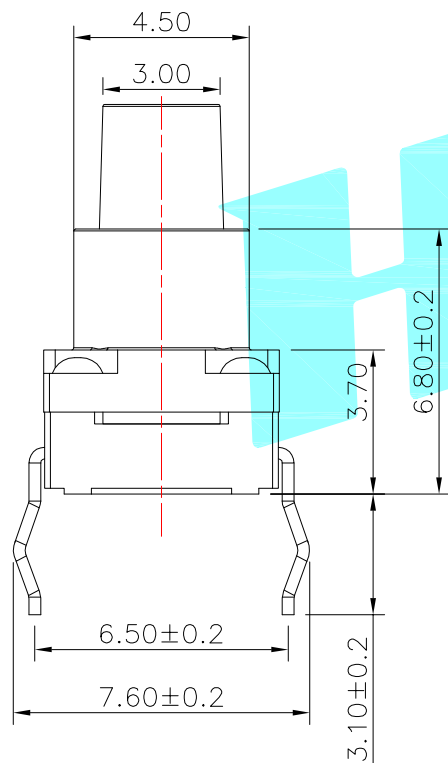
NO.2	
PART NO	vigor
4	250±30
5	350±50

NO.3	
PART NO	MATERIAL/QTY
S	SUS/1PC

NO.4-NO.5	
PART NO	NOTE
01~99	SERIAL NUMBER



Circuit Diagram



- Typical Specifications
1. Rating : DC 12V 50mA
 2. Contact Resistance: $\leq 100\text{m}\Omega$
 3. Travel: $0.3 \pm 0.1\text{mm}$
 4. Life : 100,000 Cycles
 5. IP Rating: IP67

⑥	Waterproof Silicone	—	1	Silica gel	Black	—
⑤	Terminal	—	4	Brass(0.3t)	Plating silver	—
④	Contact	—	1	F.Ag/SUS	—	—
③	Base	—	1	Nylon	Black	—
②	Cover	—	1	Nylon	Black	—
①	Keystoke	—	1	Nylon	Black	—
ITEM	PART NAME	TER'NO.	QTY.	MATERIAL	FINISHING	REMARK

APPROVALS		DATE		 ELECTRONICS CO.,LTD		
DRAWN	LIUCAN	2022.3.11		TITLE:	TACT SWITCHS	
CHECKED				PART NO.	K2-1839DQ-□□□W-□□	
APPROVALS				TOLERANCES ARE	ANGLE	UNIT: mm
				30~以上 ±0.30	±2°	SCALE: 1:1
				10~30 ±0.20		PROJ:
				5~10 ±0.15		DRAWING NO.
				~ 5 ±0.10		SHEET 1 OF 1

ECN NO.	REV.	DATE.	DESCRIPTION.	CHANGE.	CHECK.	APPRO.
	A		NEW			