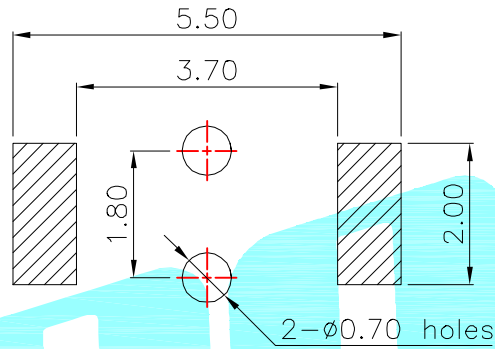
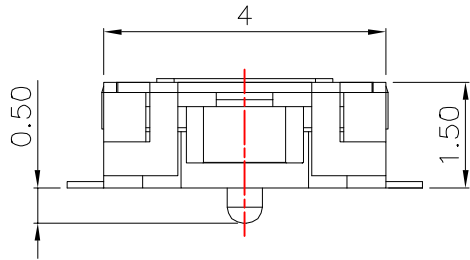
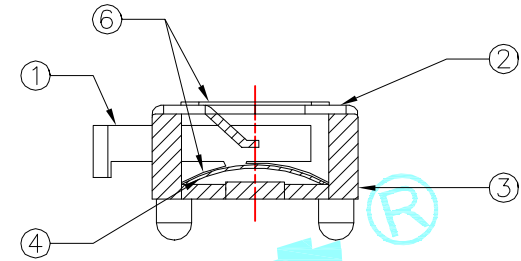
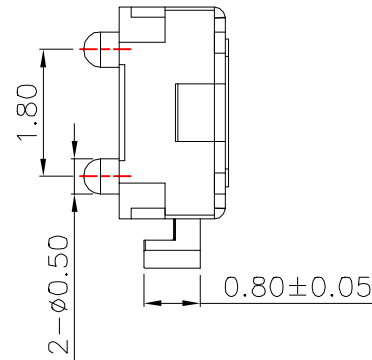
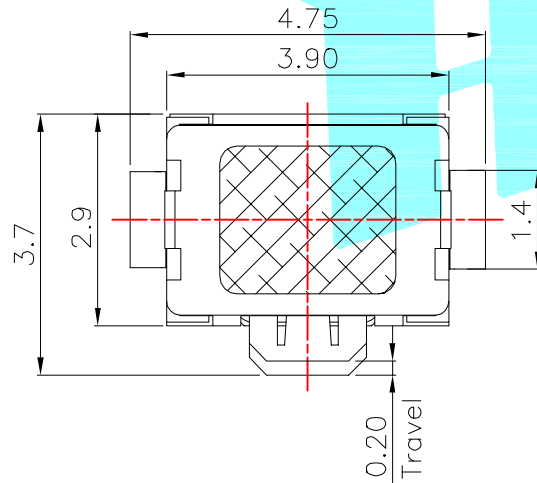


Circuit Diagram



PCB Layout(Pattern side)



NO.1	
PART NO	vigor
1	90±30
2	130±30
3	180±30
4	250±30
5	350±50

NO.3-NO.4	
PART NO	NOTE
01~99	SERIAL NUMBER

NO.2	
PART NO	MATERIAL/QTY
S	SUS/1PC
D	SUS/2PCS

PART NO.
K2-1820SA
K2-1820SN

⑥	Dust cover	—	2	Kapton film	Yellow	—
⑤	Terminal	—	4	Phosphor Bronze	Plating silver	—
④	Contact	—	1	SUS	Plating silver	—
③	Base	—	1	LCP	White	—
②	Cover	—	1	Brass	Plating silver	—
①	Knob	—	1	PA46	Black	—
ITEM	PART NAME	TER'NO.	QTY.	MATERIAL	FINISHING	REMARK

APPROVALS			DATE		 ELECTRONICS CO.,LTD		
DRAWN	J.X.Zhang		2014/3/18		TITLE:	TACT SWITCHS	
CHECKED					PART NO.	K2-1820SA-A□□W-□□	
APPROVALS					UNIT: mm	SCALE: 1:1	PROJ:
TOLERANCES ARE			30~以上	±0.30	ANGLE	UNIT: mm	SCALE: 1:1
			10~30	±0.20			
			5~10	±0.15			
			~ 5	±0.10			
				±2'	DRAWING NO.		SHEET 1 OF 1

ECN NO.	REV.	DATE.	DESCRIPTION.	CHANGE.	CHECK.	APPRO.
	A		NEW			