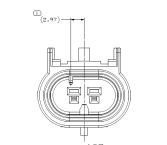

TYPE 102
OPTIONAL CONSTRUCTION

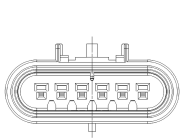

TYPE 106
OPTIONAL CONSTRUCTION

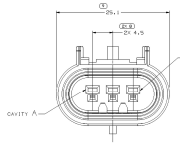

TYPE 103
SAME AS TYPE 102
EXCEPT AS SHOWN

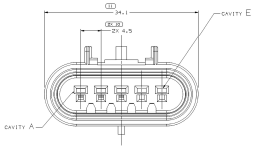

TYPE 107
SAME AS TYPE 105
EXCEPT FOR CAVITIES
D & E ARE BLOCKED

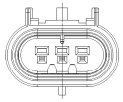

TYPE 103
OPTIONAL CONSTRUCTION

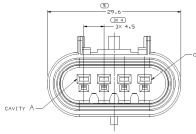

TYPE 104
SAME AS TYPE 102
EXCEPT AS SHOWN

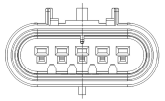

TYPE 104
OPTIONAL CONSTRUCTION

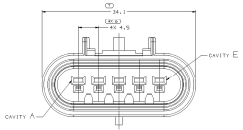

TYPE 105
SAME AS TYPE 102
EXCEPT AS SHOWN

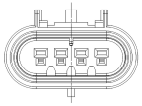

TYPE 105
OPTIONAL CONSTRUCTION

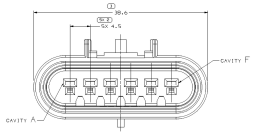

TYPE 106
SAME AS TYPE 102
EXCEPT AS SHOWN

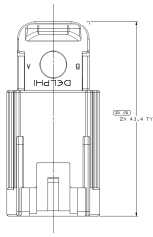

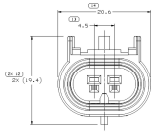

TYPE 102

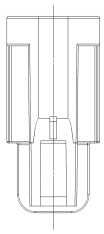

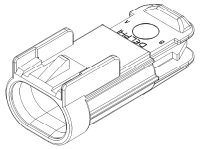

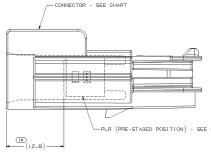

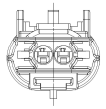

SYMBOL DEFINITION		MISSING SYMBOLS
A-DIMENSION WITHOUT AN INSPECTION REPORT SYMBOL HAS EACH FACE REQUIRING INSPECTION. "A" DIM WILL BE DOCUMENTED ON THE INDIVIDUAL COMPONENT DRAWING.	TOTAL NO. OF DIMENSIONS WITH SYMBOS REQUIRED: 29	17-18
	LAST NO. USED: 18	

NOTES

1. UNLESS OTHERWISE SPECIFIED AND/OR INDICATED:
   DIMENSIONS ARE TO FACE OF VIEW SHOWN AND
   SUPERIMPOSED, ROUNDED BY COMPUTER FOR CORRECTION
   (SEE MATH MODEL FOR PRECISE DIMENSIONS). FOR ALL
   OTHER DIMENSIONS (NOT SHOWN BUT REQUIRED) FOR TOOL
   BUILD, SEE MATH MODEL FOR PRECISE TOOL MATH DATA.

2. FOR APPLICATION DATA SEE THE INDIVIDUAL APPLICATION DRAWINGS.

3. THIS PRODUCT IS NOT CATEGORIZED AS AN APPEARANCE ITEM. MINOR
   IMPERFECTIONS (INCLUDING, BUT NOT LIMITED TO, FLOW MARKS, COLOR
   VARIATION, GATE VESTIGES, SHRINKAGE, DIMPLES, SINK MARKS, FLASH,
   FLY-TYING, OR PLASTICITY OF THE PART) ARE PERMISSIBLE PER EWA-P-1.06.01-EN.

4. THIS CONNECTION MEETS OR EXCEEDS SAE/USCAR-2 AUGUST 1997,
   SECTION 5.1.1.4, TERMINAL/CLEARANCE CRITERIA WITH THE APPLICATION
   OF A TERMINAL POSITION ASSURANCE TPA'S SECONDARY LOCK.

| REV STATUS | | |