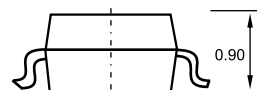
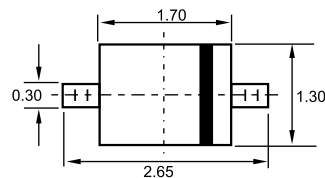


SOD-323



Features

- ◇ Low forward voltage drop.
- ◇ Guard ring construction for transient Protection.
- ◇ High conductance.

Applications

- ◇ surface mount schottky barrier rectifier.

Dimensions in inches and (millimeters)

Ordering Information

Type No.	Marking	Package Code
B0520WS	SD	SOD-323
B0530WS	SE	SOD-323
B0540WS	SF	SOD-323

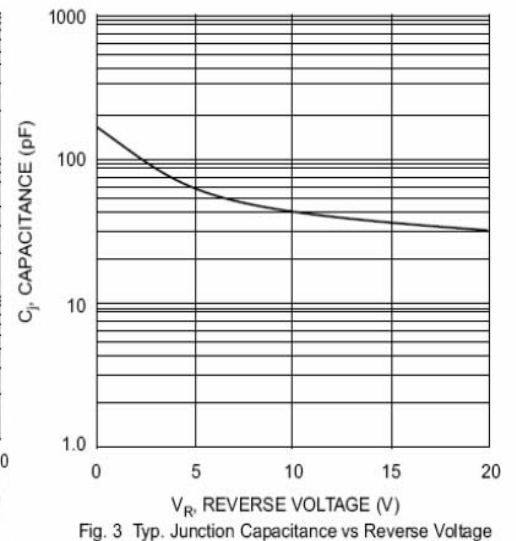
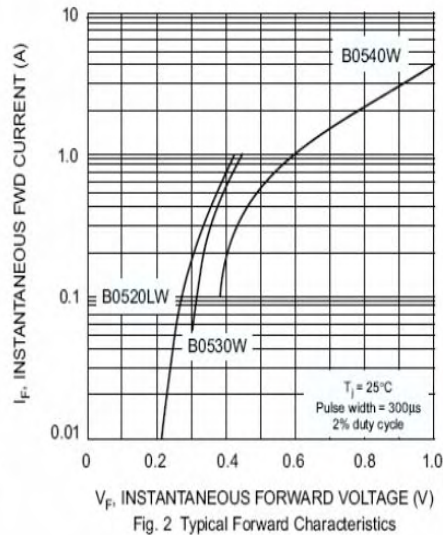
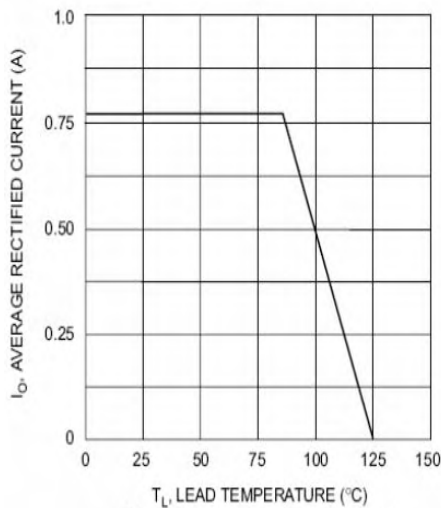
MAXIMUM RATING @ Ta=25°C unless otherwise specified

Characteristic	Symbol	B0520WS	B0530WS	B0540WS	Unit
Peak Repetitive Reverse Voltage	V_{RRM}				
Working Peak Reverse Voltage	V_{RWM}	20	30	40	V
DC Reverse Voltage	V_R				
RMS Reverse Voltage	$V_{R(RMS)}$	14	21	28	V
Average Rectified Output Current	I_O	0.5			A
Non-Repetitive Peak Forward Surge Current 8.3ms single half sine-wave superimposed on rated load	I_{FSM}	5.5			A
Power Dissipation	P_d	250			mW
Typical Thermal Resistance Junction to Ambient	$R_{\theta JA}$	244			°C/W
Operating and Storage Temperature Range	T_j, T_{stg}	-65 to +125			°C
Voltage Rate of Change	dv/dt	1000			V/ μ s

ELECTRICAL CHARACTERISTICS @ Ta=25°C unless otherwise specified

Characteristic	Symbol	B0520WS	B0530WS	B0540WS	Unit	Test Conditions
Minimum Reverse Breakdown Voltage	$V_{(BR)R}$	20 - -	- 30 -	- - 40	V	$I_R = 250\mu A$ $I_R = 130\mu A$ $I_R = 20\mu A$
Maximum Forward Voltage Drop	V_{FM}	0.300 0.385 -	0.375 0.430 -	- 0.510 0.620	V	$I_F = 0.1A$, $I_F = 0.5A$, $I_F = 1.0A$,
Maximum Leakage Current	I_{RM}	75 - 250 - -	- 20 - 130 -	- - 10 - 20	μA	$V_R = 10V$, $V_R = 15V$, $V_R = 20V$, $V_R = 30V$, $V_R = 40V$,
Reverse Recovery Time	t_{rr}	4			ns	$I_F = I_R = 10mA$ $I_{rr} = 0.1 \times I_R, R_L = 100\Omega$
Junction Capacitance	C_J	170			pF	$f = 1MHz, V_R = 0V DC$

TYPICAL CHARACTERISTICS @ Ta=25°C unless otherwise specified



PACKAGE	SPQ/PCS	CARTON SPQ/PCS	CARTON SIZE/CM	CARTON GW/KG	CARTON NW/KG
SOD-323	3000/REEL	180000	44X44X22	9.00	8.00