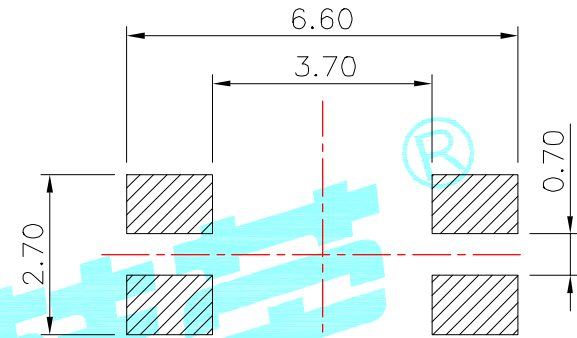
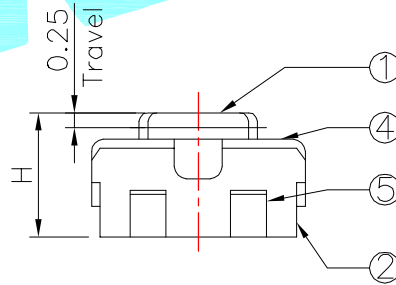
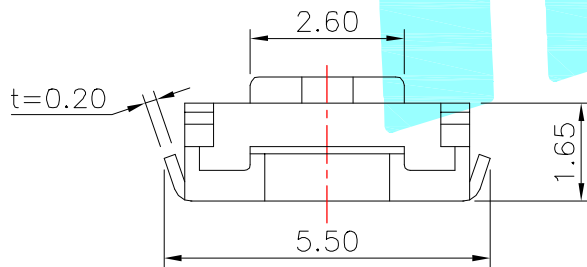


Circuit diagram



PCB Layout recommended



NO.1	
PART NO	H
A	2.1
B	2.5

NO.2	
PART NO	vigor
2	130±30
3	160±30
4	250±30

NO.3	
PART NO	MATERIAL/QTY.
S	SUS/1PC
D	SUS/2PCS

NO.4-NO.5	
PART NO	NOTE
01~99	SERIAL NUMBER

⑤	Terminal	—	4	Phosphor Bronze	Ag-PLATED	—
④	Shell	—	1	SUS	Natural	—
③	Contact	—	1	SUS	Ag-PLATED	—
②	Base	—	1	Nylon	Black	—
①	Keystoke	—	1	Nylon	Black	—
ITEM	PART NAME	TER'NO.	QTY.	MATERIAL	FINISHING	REMARK

APPROVALS		DATE	 ELECTRONICS CO.,LTD			
DRAWN	xu qi feng	2014/10/17	TITLE:	TACT SWITCHS		
CHECKED			PART NO.	K2-1114UM-□□□W-□□		
APPROVALS			TOLERANCES ARE	30~以上 ±0.30 10~30 ±0.20 5~10 ±0.15 ~ 5 ±0.10	ANGLE	±2'
			UNIT: mm	SCALE: 1:1	PROJ:	
			DRAWING NO.			SHEET 1 OF 1

ECN NO.	REV.	DATE.	DESCRIPTION.	CHANGE.	CHECK.	APPRO.
	A		NEW			