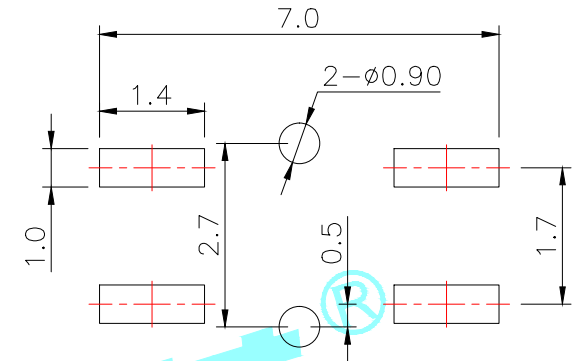
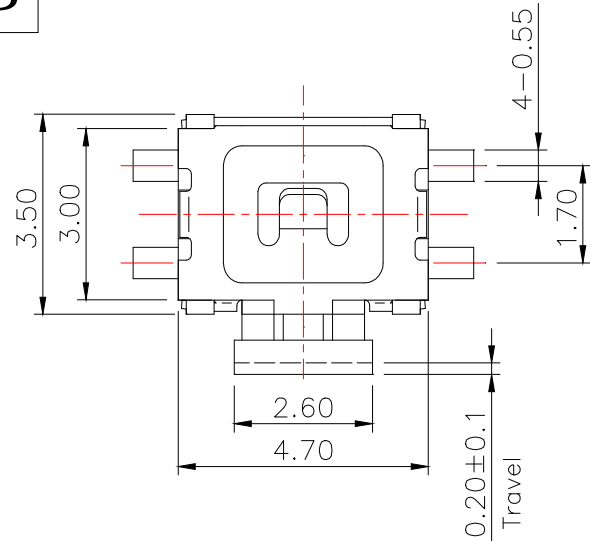
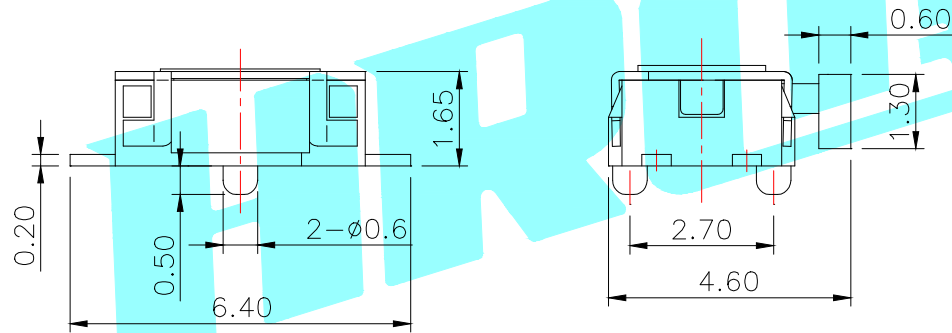


ROHS



PCB Layout recommended

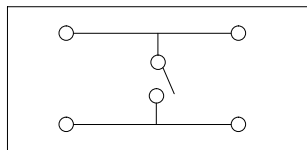


NO.1	
PART NO	vigor
2	130±30
3	160±30
4	250±30

NO.3-NO.4	
PART NO	NOTE
01~99	SERIAL NUMBER

NO.2	
PART NO	MATERIAL/QTY.
S	SUS/1PC
D	SUS/2PCS

PART NO.	
K2-1114SA	
K2-1114SN	



Circuit diagram

⑤	TERMINAL	—	4	Phosphor Bronze	Ag-PLATED	——
④	Shell	—	1	SUS	Natural	——
③	Contact	—	1	Stainless Steel	Ag-PLATED	——
②	Base	—	1	LCP	Black	——
①	Keystoke	—	1	LCP	Black	——
ITEM	PART NAME	TER'NO.	QTY.	MATERIAL	FINISHING	REMARK

APPROVALS		DATE		 ELECTRONICS CO.,LTD		
DRAWN	LIUCAN	2021.8.13				
CHECKED				PART NO.	K2-1114SA-A□□W-□□	
APPROVALS				TOLERANCES ARE	ANGLE	UNIT: mm SCALE: 1:1 PROJ:
		30~以上	±0.30	±2'	DRAWING NO.	SHEET 1 OF 1
		10~30	±0.20			
		5~10	±0.15			
		~ 5	±0.10			

ECN NO.	REV.	DATE.	DESCRIPTION.	CHANGE.	CHECK.	APPRO.
—	A	—	NEW	—	—	—