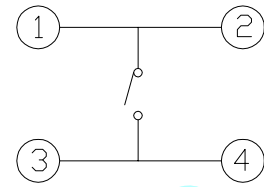
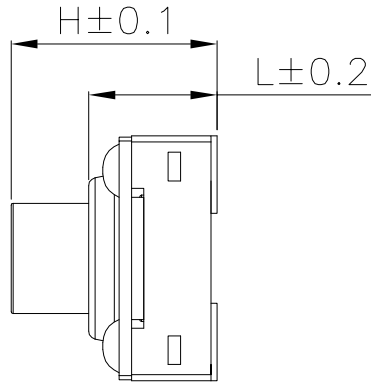
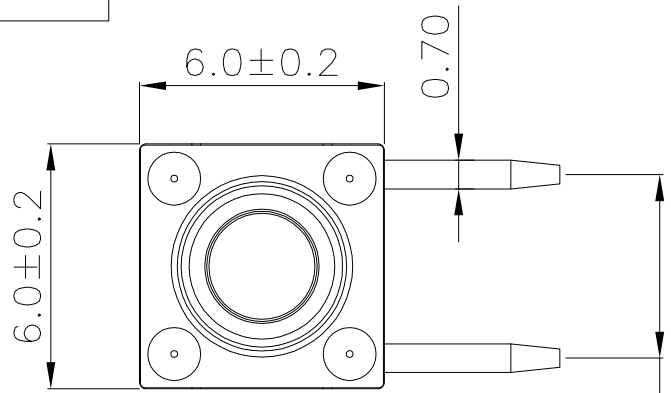
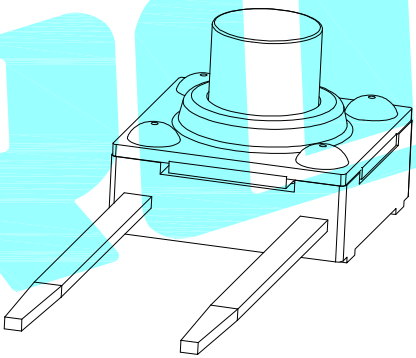
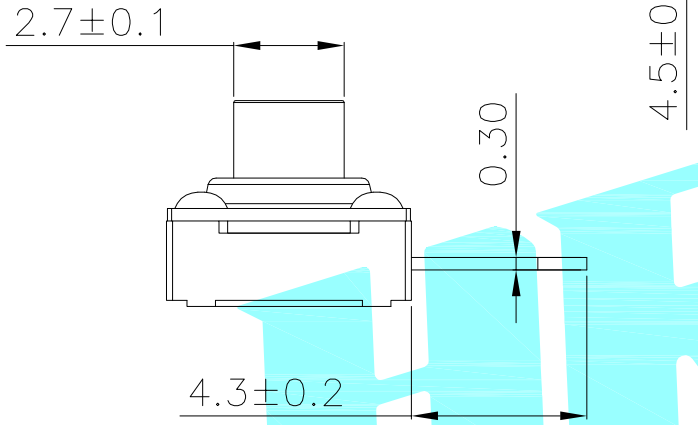


ROHS

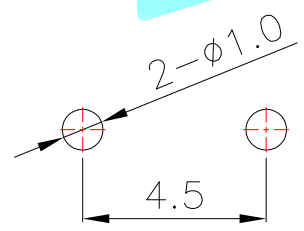


Circuit Diagram



NO.1			
PART NO	H	L	Keystoke
B	3.3	2.8	Black
A	4.3	3.15	Red
C	5.0		
G	7.0		
H	4.5		

NO.2-NO.3	
PART NO	NOTE
01~99	SERIAL NUMBER



PCB Layout(Pattern side)

NOTE:
 Rating: DC 12V 50mA
 Forcel: 250±50gf
 Travel: 0.3±0.1mm
 Life: 100,000 Cycles
 Waterproof: IP67

⑥	Waterproof pad	—	1	Silica gel	Black	—
⑤	Terminal	—	4	Brass	Plating silver	—
④	Contact	—	1	F.Ag/SUS	—	—
③	Base	—	1	PPA	Black	—
②	Cover	—	1	SUS	—	—
①	Keystoke	—	1	PPA	Red/Black	—
ITEM	PART NAME	TER'NO.	QTY.	MATERIAL	FINISHING	REMARK

APPROVALS		DATE	HROELECTRONICS CO.,LTD			
DRAWN	LIUCAN	2022.2.16	ELECTRONICS CO.,LTD			
CHECKED			TITLE:	TACT SWITCHES		
APPROVALS			PART NO.	K2-1110DF-□4SW-□□		
TOLERANCES ARE		30~以上 ±0.30 10~30 ±0.20 5~10 ±0.15 ~ 5 ±0.10	ANGLE	UNIT: mm	SCALE: 1:1	PROJ:
		±2'	DRAWING NO.			SHEET 1 OF 1

ECN NO.	REV.	DATE.	DESCRIPTION.	CHANGE.	CHECK.	APPRO.
	A		NEW			