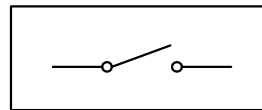
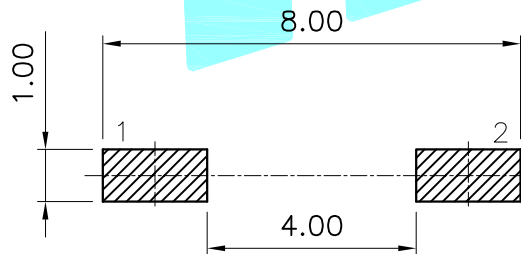
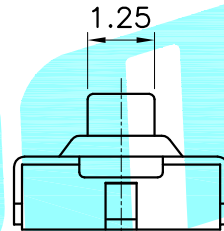
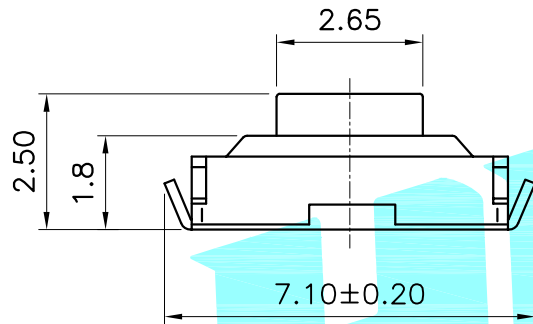


NO.1	
PART NO	vigor
1	90±30
2	130±30
3	180±30
4	250±30
5	350±50

NO.2	
Contact	MATERIAL/QTY.
S	SUS/1PC
D	SUS/2PCS

NO.3-NO.4	
PART NO	NOTE
01~99	SERIAL NUMBER



Circuit Diagram

PCB Layout(Pattern Side)

ITEM	PART NAME	TER'NO.	QTY.	MATERIAL	FINISHING	REMARK
⑥	TERMINAL 2	—	1	Brass(0.20t)	Ag-PLATED	——
⑤	TERMINAL 1	—	1	Brass(0.20t)	Ag-PLATED	——
④	Cover	—	1	Sheet Iron	Plating Nickel	——
③	Contact	—	1	Stainless Steel	Ag-PLATED	——
②	Base	—	1	NYLON	Black	——
①	Keystoke	—	1	NYLON	RED	——

APPROVALS		DATE	HRO 韓榮 ELECTRONICS CO.,LTD			
DRAWN	J.X.Zhang	2014/3/18	TITLE:	TACT SWITCHS		
CHECKED			PART NO.	K2-1107UT-A□□W-□□		
APPROVALS			UNIT: mm	SCALE: 1:1	PROJ:	④
TOLERANCES ARE	30~以上 ±0.30	10~30 ±0.20	ANGLE	DRAWING NO.		SHEET 1 OF 1
	5~10 ±0.15	~ 5 ±0.10	±2'			

ECN NO.	REV.	DATE.	DESCRIPTION.	CHANGE.	CHECK.	APPRO.
	A		NEW			