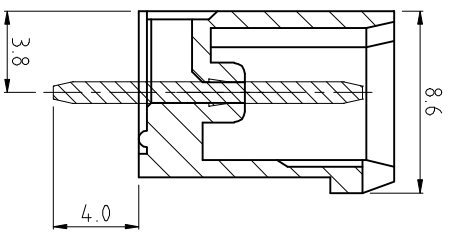
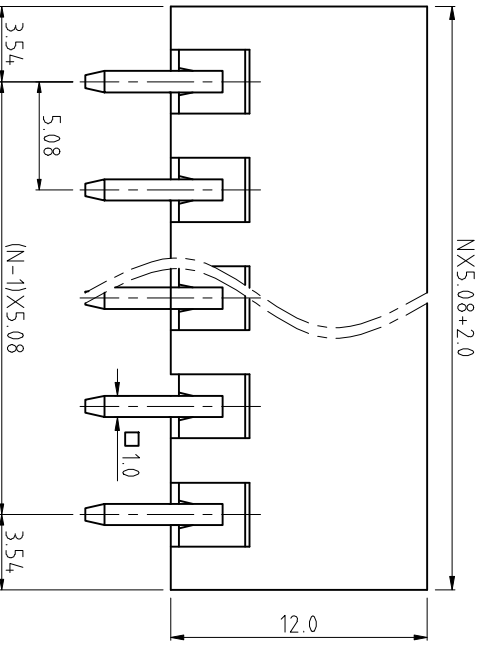
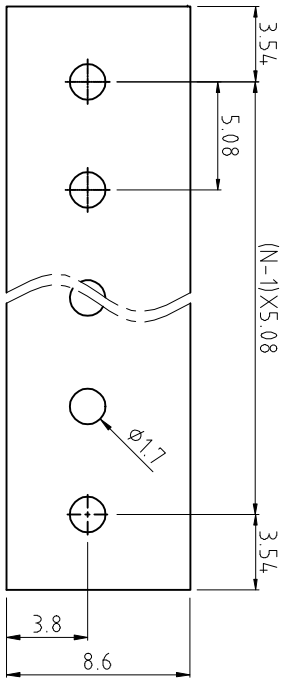
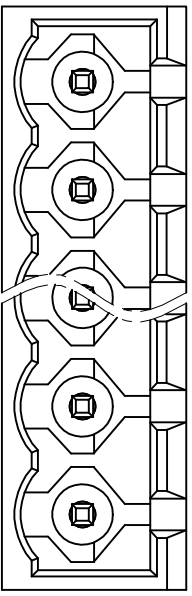


SIGN	DESCRIPTION	DATE	APPROVER



N=Number of contacts



P.C.B. LAYOUT

Technical Data:

Material:

Solder Pin: Copper Alloy, Tin plated
 Insulator body(housing): Polyamide
 (Glass filled)(UL94V-0)

Electrical

Voltage rating: 300VAC
 Current rating: 16A
 Withstanding Voltage: AC 2500V(1min)

Mechanical:

Using temperature Range: -40°C to +105°C
 Soldering temperature:+250°C,5seconds Max.

Ordering Information:

F85-5-E XX-0 0 X 0

02 2Pin
 To To
 24 24Pin
 A Black

WELINK 恒翔电子科技有限公司
 Welink International Co., LTD.

NAME: F85-5 Pitch 5.08mm

- Series

TOLERANCE	APPROVED:	NAME:
X: ±0.50	CHECKED:	F85-5 Pitch 5.08mm
X X: ±0.30	DRAWN: YangMing	- Series
X X X: ±0.20	2012.06.20	
X° ±1°	UNITS: mm	PART NO: F85SEX000X0
	REV: A	DWG NO: 9F855E001A

SCALE	PAGE:	DWG NO:
4 / 1	1 / 1	9F855E001A