

Features

- The plastic package carries UL Flammability Classification 94V-0
- For surface mounted applications
- Low reverse leakage
- Built-in strain relief, ideal for automated placement
- High forward surge current capability
- High temperature soldering guaranteed:260°C/10 seconds at terminals



SMC (DO-214AB)

Mechanical Characteristics

- Case: SMC (DO-214AB) package molded plastic body over passivated chip
- Terminals: Solder plated, solderable per MIL-STD-750, Method 2026
- Polarity: Color band denotes cathode end
- Mounting Position: Any

Absolute Maximum Ratings and Electrical Parameters (TA=25°C unless otherwise specified)

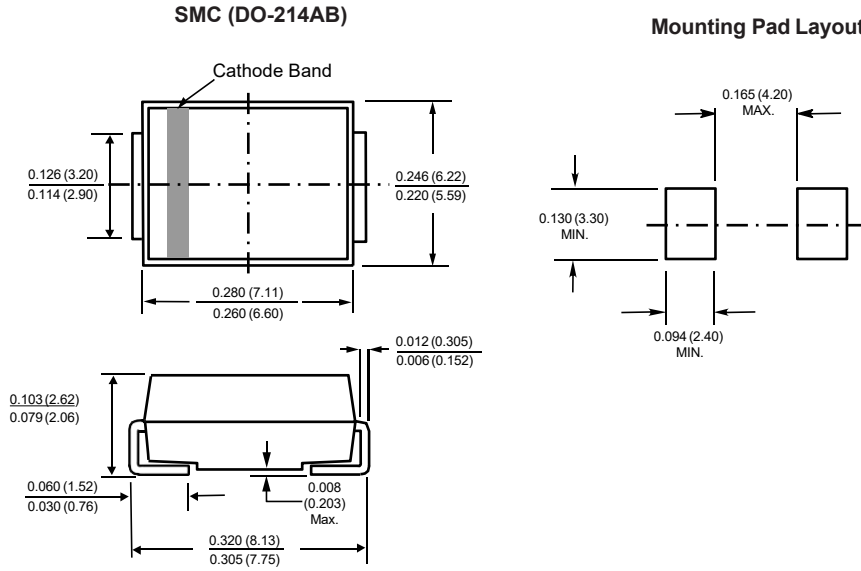
PARAMETER	SYMBOL	MURS360C	UNIT	
Maximum repetitive peak reverse voltage	V_{RRM}	600	V	
Maximum RMS voltage	V_{RMS}	420	V	
Maximum DC blocking voltage	V_{DC}	600	V	
Maximum average forward rectified current	I_{AV}	3	A	
Peak forward surge current 8.3ms single half sine-wave superimposed on rated load	I_{FSM}	90	A	
Maximum instantaneous forward voltage at 3A	V_F	1.28	V	
Maximum DC reverse current at rated DC blocking voltage	$T_A=25\text{ }^\circ\text{C}$	I_R	5	uA
	$T_A=100\text{ }^\circ\text{C}$	I_{RT}	50	uA
Maximum reverse recovery time ^(NOTE 1)	t_{rr}	48	ns	
Typical junction capacitance ^(NOTE 2)	C_J	45	pF	
Typical Thermal Resistance Junction to Ambient ^(NOTE3)	$R_{\theta JA}$	55	°C/W	
Typical Thermal Resistance Junction to Lead ^(NOTE3)	$R_{\theta JL}$	15	°C/W	
Operating Temperature Range	T_J	-55 to 150	°C	
Storage Temperature Range	T_{STG}	-55 to 150	°C	

 Note1: Reverse recovery condition $I_F=0.5A, I_R=1.0A, I_{rr}=0.25A$

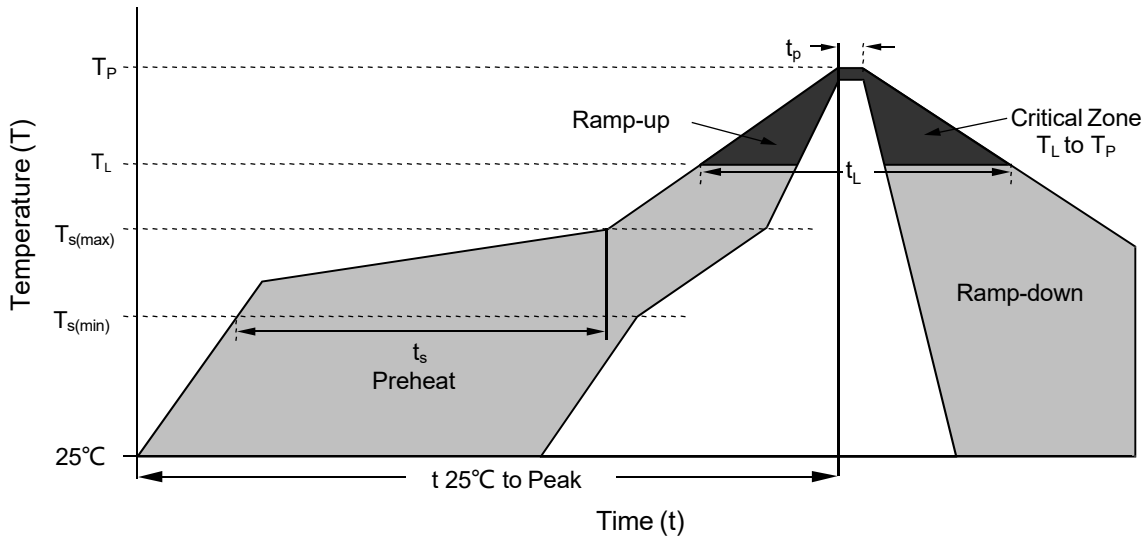
Note2: Measured at 1MHz and applied reverse voltage of 4.0V DC.

Note3: PCB. mounted with 7×7mm copper pad areas

Package Outline Dimensions in inches (millimeters)

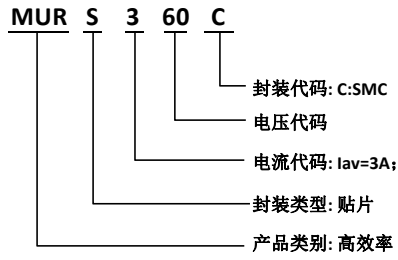


Soldering Parameters

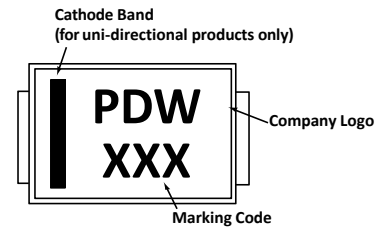


Reflow Condition		Lead-free assembly
Pre Heat	- Temperature Min ($T_{s(min)}$)	150°C
	- Temperature Max ($T_{s(max)}$)	200°C
	- Time (min to max) (t_s)	60 – 180 secs
Average ramp up rate (Liquidus Temp (T_L) to peak)		3°C/second max
$T_{s(max)}$ to T_L - Ramp-up Rate		3°C/second max
Reflow	- Temperature (T_L) (Liquidus)	217°C
	- Time (t_L)	60 – 150 secs
Peak Temperature (T_P)		260 ^{+0/-5} °C
Time within 5°C of actual peak Temperature (t_p)		20 – 40 secs
Ramp-down Rate		6°C/second max
Time 25°C to peak Temperature (t)		8 minutes Max.
Do not exceed		260°C

Part Numbering System



Part Marking System



Summary of Packing Options

Package	Packing Description	Packing Quantity
SMC	Tape/Reel, 13" reel	3000

Tape and Reel Specification

