



# TVS/ESD Arrays

RLST23Axx2V Series

## TVS/ESD Arrays - RLST23Axx2V Series

### Features

- 350 Watts Peak Pulse Power per Line ( $t_p = 8/20\mu s$ )
- Working voltages: 3.3V、 5V、 8V、 12V、 15V、 24V、 36V
- Low Leakage Current
- Low operating and clamping voltages
- Lead Free/RoHS compliant
- Solid-state silicon avalanche technology
- Provides ESD protection to IEC61000-4-2(ESD):
  - ±15kV (air discharge)
  - ±8kV (contact discharge)



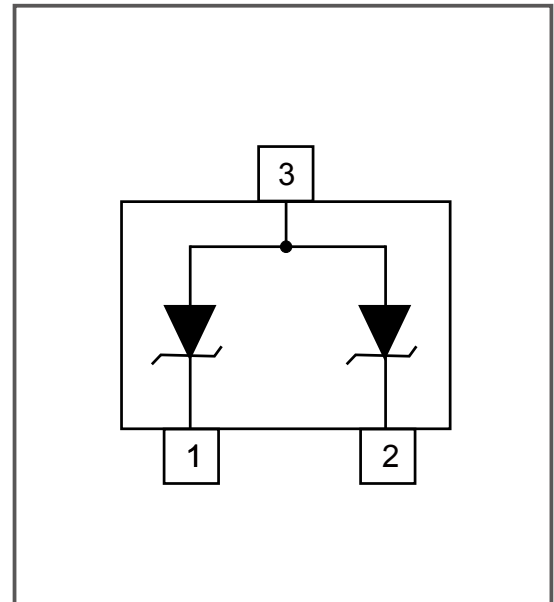
### Mechanical Characteristics

- JEDEC SOT-23 Package
- Molding Compound Flammability Rating : UL 94V-0
- Weight 8 Milligrams (Approximate)
- Quantity Per Reel : 3,000pcs
- Reel Size : 7 inch
- Lead Finish : Lead Free

### Applications

- High-Speed data lines
- Cellular handsets AND accessories
- Universal Serial Bus (USB) port protection
- Portable instrumentation
- LAN/WAN equipment
- Peripherals

### Pinout and Functional Block Diagram



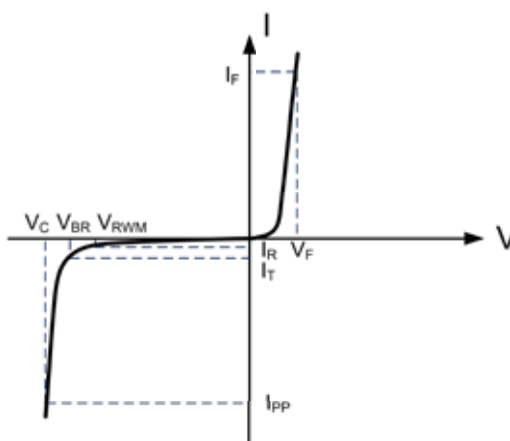
## TVS/ESD Arrays - RLST23Axx2V Series

### Absolute Maximum Rating

Rating	Symbol	Value	Units
Peak Pulse Power (tp =8/20μs)	P <sub>PK</sub>	350	Watts
ESD Voltage (Contact)	V <sub>ESD</sub>	±8	Kv
ESD Voltage (Air)	V <sub>ESD</sub>	±15	Kv
Lead Soldering Temperature	T <sub>L</sub>	260 (10 sec.)	°C
Operating Temperature	T <sub>J</sub>	-55 to +125	°C
Storage Temperature	T <sub>STG</sub>	-55 to +150	°C

### Electrical Parameters (T=25°C)

Symbol	Parameter
I <sub>PP</sub>	Maximum Reverse Peak Pulse Current
V <sub>C</sub>	Clamping Voltage @ I <sub>PP</sub>
V <sub>RWM</sub>	Working Peak Reverse Voltage
I <sub>R</sub>	Maximum Reverse Leakage Current @ V <sub>RWM</sub>
V <sub>BR</sub>	Breakdown Voltage @ I <sub>T</sub>
I <sub>T</sub>	Test Current
I <sub>F</sub>	Forward Current
V <sub>F</sub>	Forward Voltage @ I <sub>F</sub>



### Electrical Characteristics Per Lin (@ 25°C Unless Otherwise Specified)

Type Number	Reverse Stand-Off Voltage	Minimum Breakdown Voltage	Peak Pulse Voltage @8/20μS	Peak Pulse Current @8/20μS	Reverse Leakage @V <sub>RWM</sub>	Typical Capacitance
	V <sub>RWM</sub>	V <sub>BR@1mA</sub>	V <sub>C@1A</sub>	I <sub>PP</sub>	I <sub>R@V<sub>RWM</sub></sub>	DC=0V C <sub>J@ 1 MHz</sub>
	V	V	V	A	μA	pF
RLST23A032V	3.3	4.0	7	13	100	300
RLST23A052V	5	6.0	9.8	10	10	220
RLST23A082V	8	8.5	13.4	8	5	150
RLST23A122V	12	13.3	19	5	1	100
RLST23A152V	15	16.7	24	4	1	90
RLST23A242V	24	26.7	43	3	1	80
RLST23A362V	36	40	60	2	1	70

## TVS/ESD Arrays - RLST23Axx2V Series

### Characteristic Curves

Fig1. 8/20 $\mu$ s Pulse Waveform

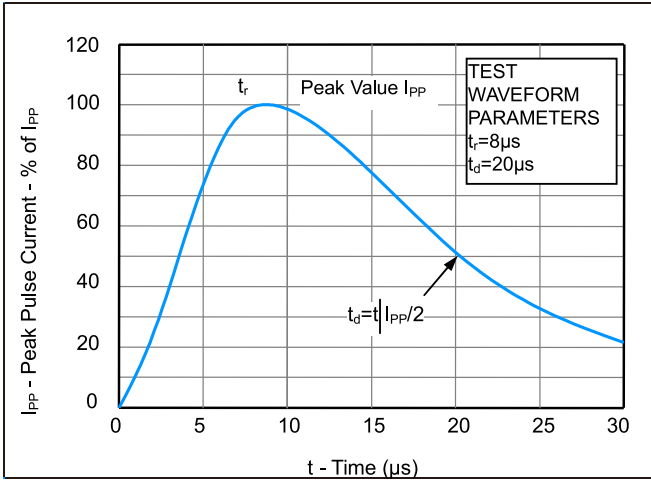


Fig2. ESD Pulse Waveform (according to IEC 61000-4-2)

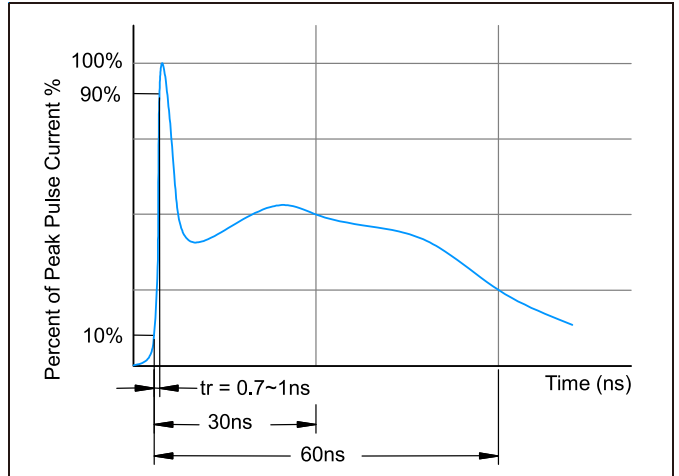


Fig3. Power Derating Curve

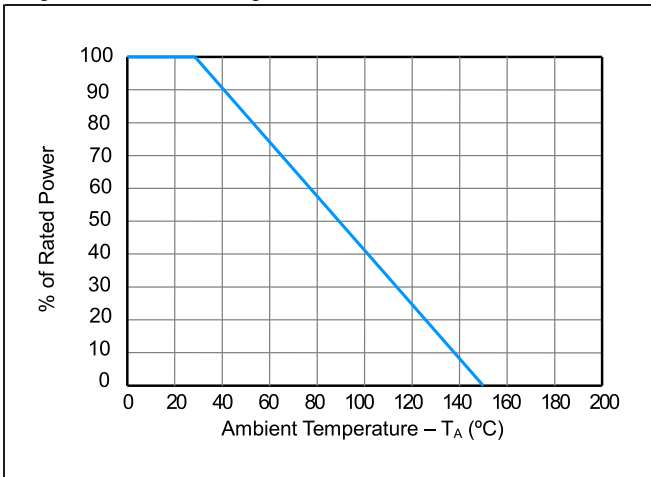
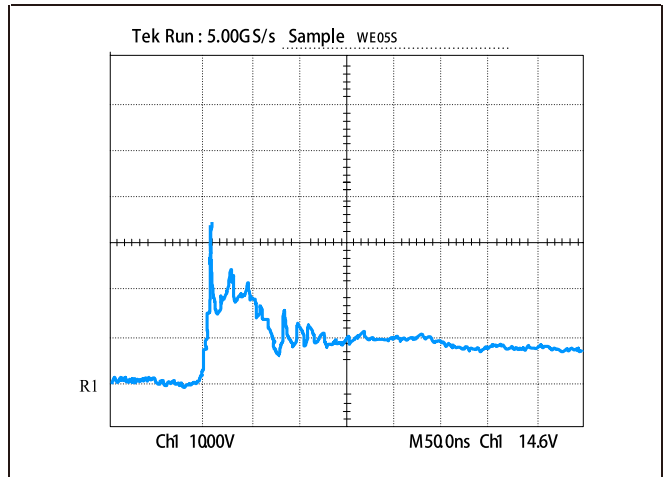
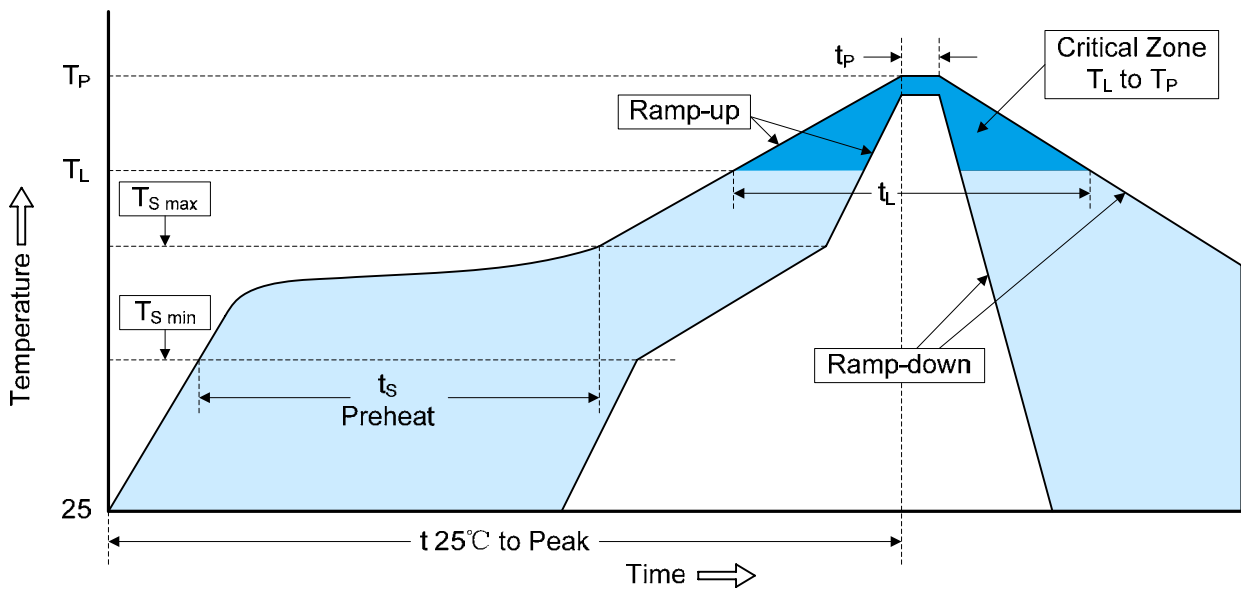


Figure 4: ESD Clamping (8kV Contact per IEC 61000-4-2)



## TVS/ESD Arrays - RLST23Axx2V Series

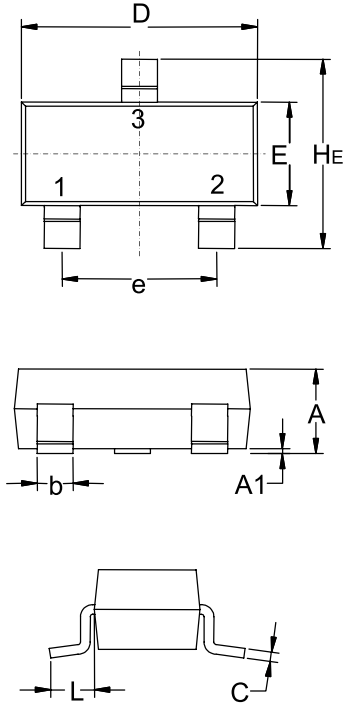
### Recommended Soldering Conditions



Profile Feature	Pb-Free Assembly
Average ramp-up rate ( $T_L$ to $T_P$ )	3°C/second max.
Preheat	
-Temperature Min ( $T_{S\ min}$ )	150°C
-Temperature Max ( $T_{S\ max}$ )	200°C
-Time (min to max) ( $t_s$ )	60-180 seconds
$T_{S\ max}$ to $T_L$	
-Ramp-up Rate	3°C/second max.
Time maintained above:	
-Temperature ( $T_L$ )	217°C
-Time ( $t_L$ )	60-150 seconds
Peak Temperature ( $T_P$ )	260°C
Time within 5°C of actual Peak Temperature ( $t_p$ )	20-40 seconds
Ramp-down Rate	6°C/second max.
Time 25°C to Peak Temperature	8 minutes max.

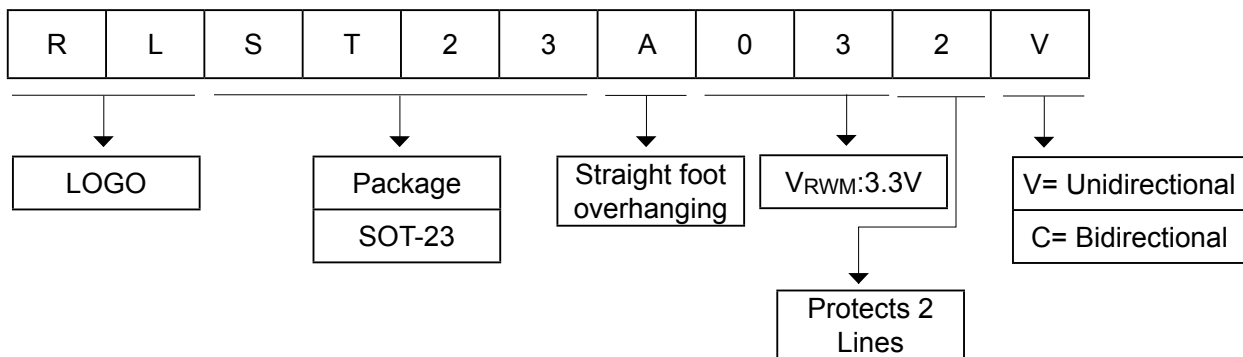
## TVS/ESD Arrays - RLST23Axx2V Series

### Package dimension SOT-23



DIM	Dimensions					
	Inches			Millimeters		
	Min	Nom	Max	Min	Nom	Max
A	0.035	0.040	0.044	0.89	1.00	1.12
A1	0.001	0.002	0.004	0.01	0.06	0.10
b	0.015	0.018	0.020	0.37	0.44	0.50
C	0.003	0.005	0.007	0.09	0.13	0.18
D	0.110	0.114	0.120	2.80	2.90	3.04
E	0.047	0.051	0.055	1.20	1.30	1.40
e	0.070	0.075	0.081	1.78	1.90	2.04
L	0.014	0.021	0.029	0.35	0.54	0.69
HE	0.083	0.094	0.104	2.1	2.4	2.64

### Part Number Code



### Ordering Information

Part Number	Package	Min. Order Qty.
RLST23Axx2V	SOT-23	3000pcs

## RuiLongYuan Electronics Co., Ltd.

---

- Reproducing and modifying information of the document is prohibited without permission from Ruilongyuan International Inc.
- Ruilongyuan International Inc. reserves the rights to make changes of the content herein the document anytime without notification. Please refer to our website for the latest document.
- Ruilongyuan International Inc. disclaims any and all liability arising out of the application or use of any product including damages incidentally and consequentially occurred.
- Ruilongyuan International Inc. does not assume any and all implied warranties, including warranties of fitness for particular purpose, non-infringement and merchantability.
- Applications shown on the herein document are examples of standard use and operation. Customers are responsible in comprehending the suitable use in particular applications. Ruilongyuan International Inc. makes no representation or warranty that such applications will be suitable for the specified use without further testing or modification.
- The products shown herein are not designed and authorized for equipments requiring high level of reliability or relating to human life and for any applications concerning life-saving or life-sustaining, such as medical instruments, transportation equipment, aerospace machinery et cetera. Customers using or selling these products for use in such applications do so at their own risk and agree to fully indemnify Ruilongyuan International Inc. for any damages resulting from such improper use or sale.

---

**Tel: +86-755-8290 8296**

**Fax: +86-755-8290 8002**

**E-mail: jack@ruilon.com**