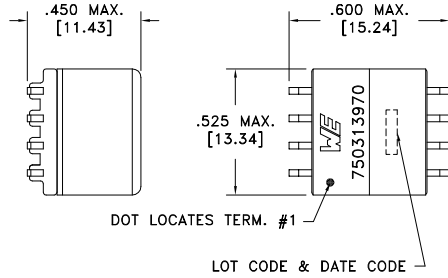
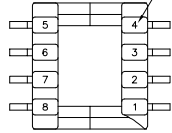


CUSTOMER TERMINAL	RoHS	LEAD(Pb)-FREE
Sn96%, Ag4%	Yes	Yes

more than you expect

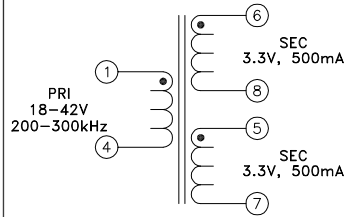


TERM. NO.'s FOR REF. ONLY

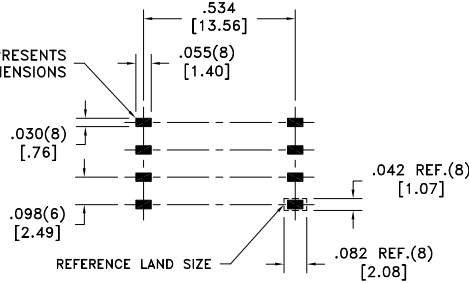


DOT LOCATES TERM. #1

LOT CODE & DATE CODE



AREA REPRESENTS TERMINAL PAD DIMENSIONS



CUSTOMER TO DETERMINE LAND LAYOUT

ELECTRICAL SPECIFICATIONS @ 25°C unless otherwise noted:

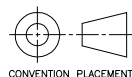
PARAMETER	TEST CONDITIONS	VALUE
D.C. RESISTANCE	1-4 @20°C	0.080 ohms max.
D.C. RESISTANCE	5-7 @20°C	0.070 ohms max.
D.C. RESISTANCE	6-8 @20°C	0.070 ohms max.
INDUCTANCE	1-4 10kHz, 100mVAC, Ls	40.0uH ±10%
SATURATION CURRENT	20% rolloff from initial	2.0A
LEAKAGE INDUCTANCE	1-4 tie(5+6+7+8), 100kHz, 10mVAC, Ls	400nH typ., 1.0uH max.
DIELECTRIC	1-8 tie(6+7), 1875VAC, 1 second	1500VAC, 1 minute
URNS RATIO	(1-4):(6-8)	2:1, ±1%
URNS RATIO	(1-4):(5-7)	2:1, ±1%

GENERAL SPECIFICATIONS:

Designed to comply with the following requirements as defined by IEC61558-2-16:
 - Basic insulation for a primary circuit at a working voltage of 50Vrms.

Wire insulation & RoHS status not affected by wire color.
 Wire insulation color may vary depending on availability.

REV.	DATE	Packaging Specifications
		Method: Tape & Reel
		PKG-0328
		www.we-online.com/midcom
6A	3/14	SEE REVISION SHEET FOR



CONVENTION PLACEMENT

Tolerances unless otherwise specified:
 Angles: ±1° Decimals: ±.005 [.13]
 Fractions: ±1/64 Footprint: ±.005 [.13]

This drawing is dual dimensioned. Dimensions in brackets are in millimeters.

DRAWING TITLE	PART NO.
TRANSFORMER	750313970
eiSos p/n: 750313970	SPECIFICATION SHEET 1 OF 1

