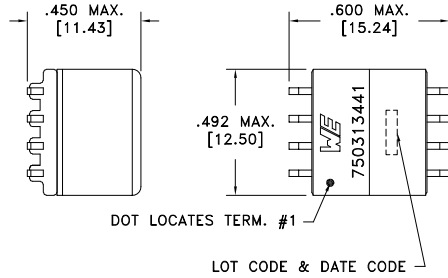
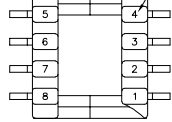


CUSTOMER TERMINAL	RoHS	LEAD(Pb)-FREE
Sn96%, Ag4%	Yes	Yes

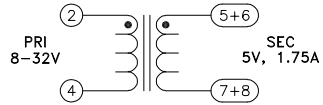


TERM. NO.'s FOR REF. ONLY



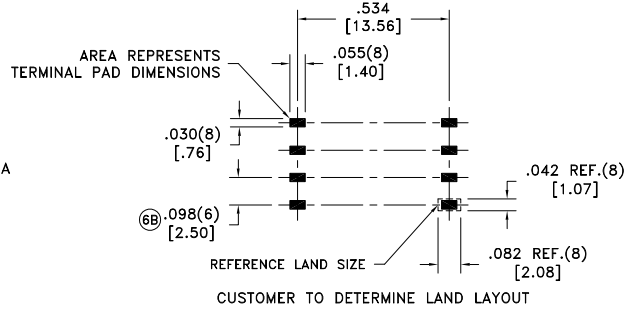
DOT LOCATES TERM. #1

LOT CODE & DATE CODE



Application of the transformer allows for the leadwires between terminals 5&6 and 7&8 to solder bridge.

6B



ELECTRICAL SPECIFICATIONS @ 25°C unless otherwise noted:

PARAMETER	TEST CONDITIONS	VALUE
D.C. RESISTANCE	2-4 @20°C	0.075 ohms max.
D.C. RESISTANCE	5-8 tie(5+6, 7+8), @20°C	0.0180 ohms max.
INDUCTANCE	2-4 10kHz, 100mVAC, Ls	9.0uH ±10%
SATURATION CURRENT	20% rolloff from initial	8.0A
LEAKAGE INDUCTANCE	2-4 tie(5+6+7+8), 100kHz, 100mVAC, Ls	600nH typ., 1.5uH max.
DIELECTRIC	2-5 tie(6+7), 1875VAC, 1 second	1500VAC, 1 minute
URNS RATIO	(2-4):(5-7)	2:1, ±1%
URNS RATIO	(2-4):(6-8)	2:1, ±1%

Wire insulation & RoHS status not affected by wire color.
Wire insulation color may vary depending on availability.

REV.	DATE	Packaging Specifications Method: Tape & Reel PKG-0328 www.we-online.com/midcom		Tolerances unless otherwise specified: Angles: ±1° Fractions: ±1/64 Decimals: ±.005 [.13] Footprint: ±.005 [.13]	DRAWING TITLE TRANSFORMER	PART NO. 750313441
6B	9/20			This drawing is dual dimensioned. Dimensions in brackets are in millimeters.	eiSos p/n: 750313441	
6A	12/13	SEE REVISION SHEET FOR REVISION LEVEL				SPECIFICATION SHEET 1 OF 1