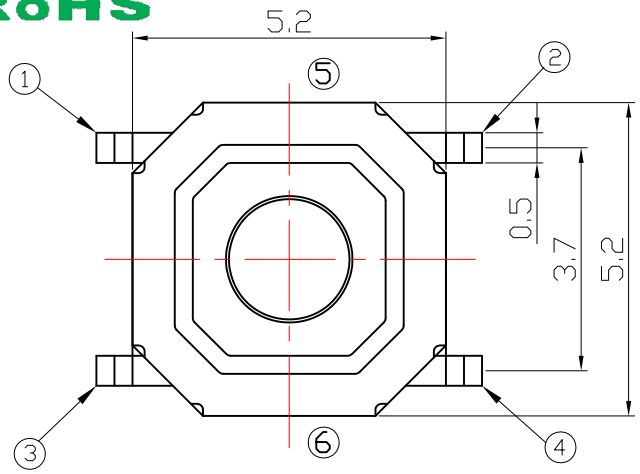

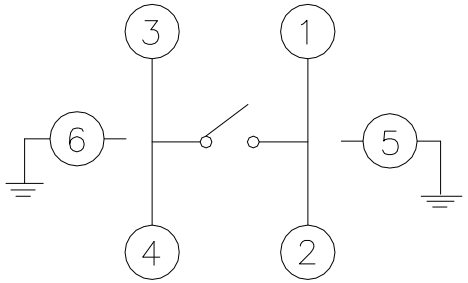

CIRCUIT DIAGRAM

H=1.5,1.6,1.7,2.0,2.3,3.0,4.3,5.0,

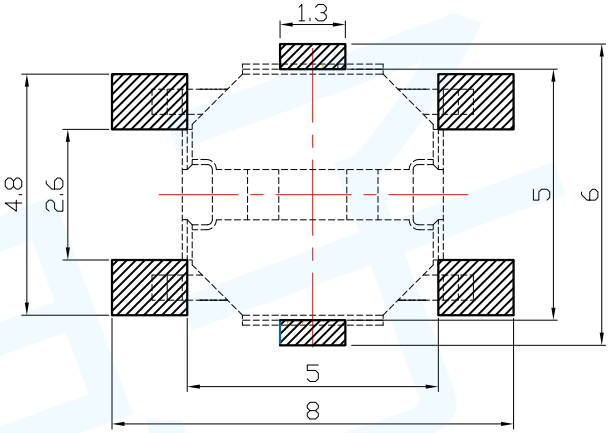

P.C.B MOUNTING HOLE DIMENSIONS

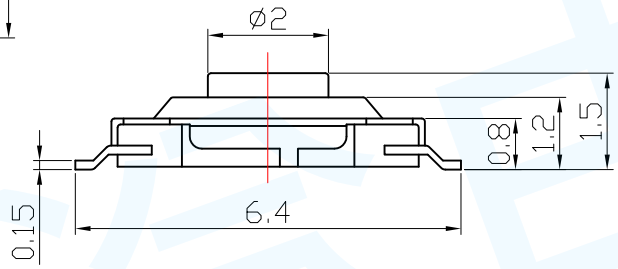

DIMENSIONS

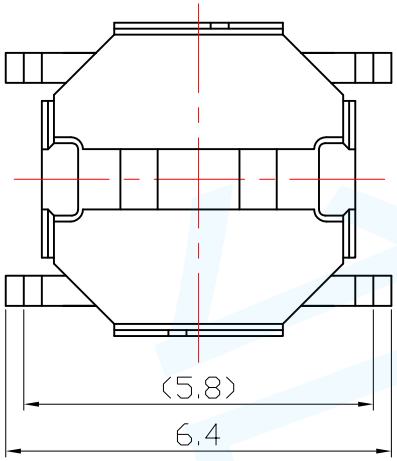

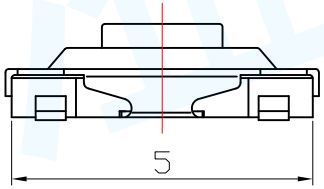

SPECIFICATIONS

Rating	DC 12V 50mA Max.							
Circuit	1P - 1C							
Contact Resistance	100mΩ Max.							
Travel	0.25 ± 0.1mm							
Operating Force	0	100 ± 30 gf	1	130 ± 30 gf	2	160 ± 50 gf	3	250 ± 50 gf
Operating Life(cycles)	100,000 cycles							

NO	NAME	MATERIAL	QTY	FINISHING
7				
6	手柄	黄铜	1	黄色
5	薄膜	聚酰亚胺	1	薄膜
4	盖板	SUS	1	原色
3	弹片	SUS	1	镀银
2	针脚	黄铜	4	镀银
1	底座	LCP	1	黑色

单 位 UNIT	mm	一般公差 GENERAL TOLERANCE		东莞市台溢电子有限公司	
制 图 DRAW	杜娟	.X±0.5	ANGLES		
设 计 DESIGN	李海斌	.XX±0.2 / .XXX±0.1	X.±5 / .X.±2	公司网址：Company website	http://www.tydz888.com
审 核 CHECKED	谭兵	行 程 Travel	0.25±0.1	名 称 TITLE	轻触开关
校准化 STANDARD	彭勇	重 量 WT.		型 号 MODEL	T1-A0402 / 日 期 DATE 2018/05/12
批 准 APPROVE	肖辉华	表面积 SA.		角 法 PROJ.	比 例 SCALE 1：1 / 版本 REV. / A0