L (mm)	4.3	5.0	6.0	7.0	7.5	8.0	8.5	9.0	9.5	12.0
ϕA (mm)	6.8	6.8	6.7	6.7	6.7	6.6	6.6	6.6	6.6	6.0

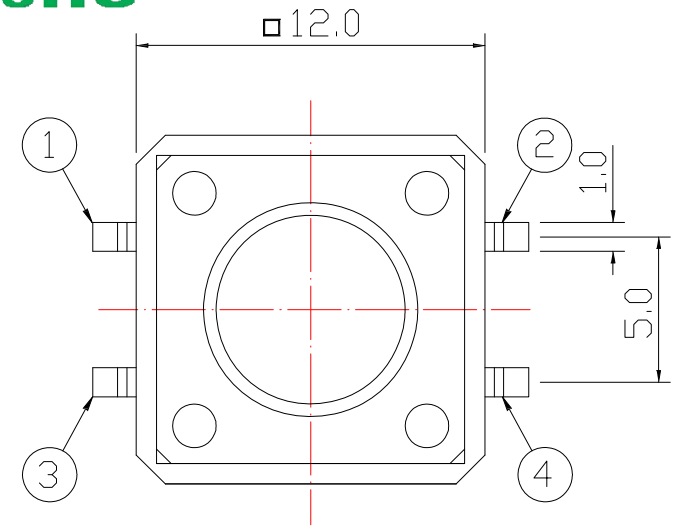

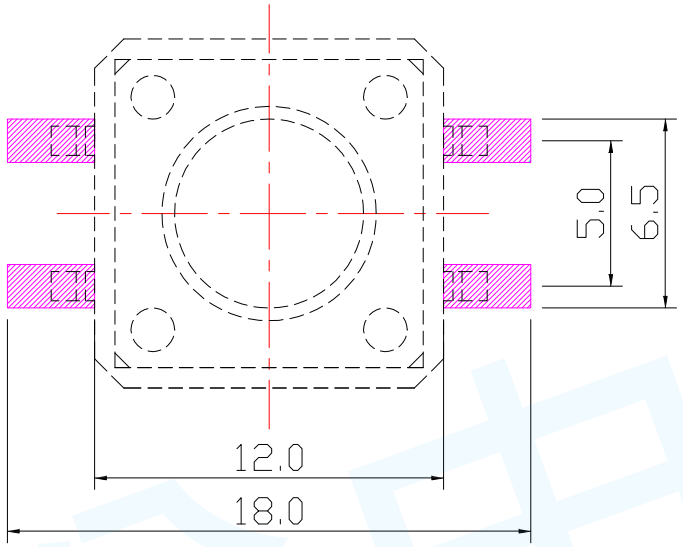

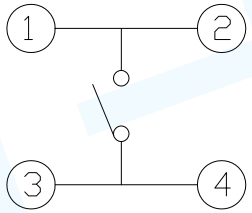

CIRCUIT DIAGRAM

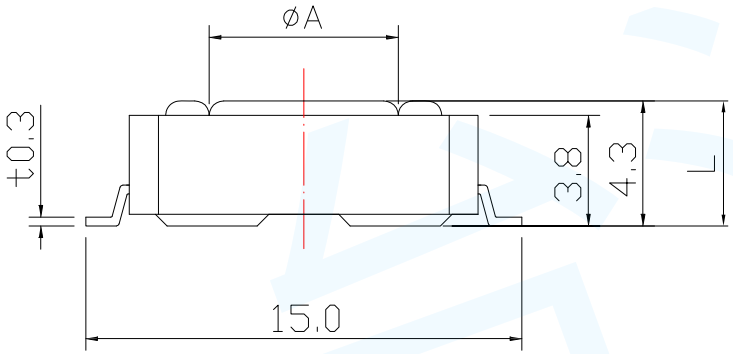

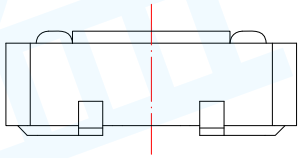

SPECIFICATIONS

Rating	DC 12V 50mA			
Contact Resistance	100mΩ Max.			
Travel	0.30 ± 0.15mm			
Operating Force	2	160±50gf	3	250±50gf
Operating Life(cycles)	100,000			

NO	NAME	MATERIAL	QTY	FINISHING
7				
6				
5	CONNTACT	BRASSSTRIP	1	Agplated
4	TERMINAL	BRASSSTRIP	4	Agplated
3	KNOB	NYLON	1	BLACK
2	COVER	SUS	1	NATURE
1	CASE	NYLON	1	BLACK

单 位 UNIT	mm	一般公差 GENERAL TOLERANCE		东莞市台溢电子有限公司	
制 图 DRAW	杜娟	.X±0.5	ANGLES		
		.XX±0.2	X.±5	公司网址： Company website	http://www.tydz888.com
设 计 DESIGN	李海斌	.XXX±0.1	.X.±2		
审 核 CHECKED	谭兵	行 程 Travel	0.30±0.15	名 称 TITLE	轻触开关
校准化 STANDARD	彭勇	重 量 WT.		型 号 MODEL	T1-A1206 / 日 期 DATE 2018/05/12
批 准 APPROVE	肖辉华	表面积 SA.		角 法 PROJ.	比 例 SCALE 1：1 / 版本 REV. A0