

DFN1006 Plastic-Encapsulate ESD Protection Diodes

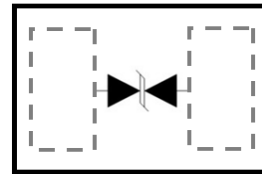
DESCRIPTION

ESD0501BL is a low-capacitance Transient Voltage Suppressor (TVS) designed to provide electrostatic discharge (ESD) protection for high-speed data interfaces. With a typical capacitance of 0.5pF, ESD0501BL is designed to protect parasitic-sensitive systems against over-voltage and over-current transient events. It complies with IEC 61000-4-2 (ESD), Level 4 ($\pm 15\text{kV}$ air, $\pm 8\text{kV}$ contact discharge), IEC 61000-4-4 (electrical fast transient - EFT) (40A, 5/50 ns), very fast charged device model (CDM) ESD and cable discharge event (CDE), etc. ESD0501BL uses the ultra-small DFN1006 package. Each ESD0501BL device can protect one high-speed data line. It offers system designers flexibility to protect single data lines where space is a premium concern. The combined features of low capacitance, ultra-small size, and high ESD robustness make ESD0501BL ideal for high-speed data port and high-frequency line applications, such as cellular phones and HD visual devices.


Features

- ◆ Peak Power Dissipation :100W (8/20 μs)
- ◆ Transient protection for high speed data lines
- ◆ IEC61000-4-2 (ESD) $\pm 15\text{kV}$ (air), $\pm 8\text{kV}$ (contact)
- ◆ IEC61000-4-4 (EFT) 40A (5/50ns)
- ◆ Cable Discharge Event (CDE)
- ◆ Package optimized for high-speed lines
- ◆ Low clamping voltage
- ◆ Low Capacitance :0.5pF(Typical)
- ◆ Low leakage current

Pin Configuration



Circuit Diagram



Applications

- ◆ Serial ATA
- ◆ Desktops, Servers and Notebooks
- ◆ Cellular Phones
- ◆ MDDI Ports
- ◆ USB Data Line Protection
- ◆ Display Ports
- ◆ Digital Visual Interfaced (DVI)

Mechanical Characteristics

- ◆ Package: DFN1006
- ◆ Flammability Rating: UL 94V-0
- ◆ Packaging: Tape and Reel
- ◆ Terminals: Gold plated, solderable per MIL-STD-750, method 2026
- ◆ Marking: N

Absolute Maximum Ratings ($T_A=25^\circ\text{C}$ unless otherwise specified)

Parameter	Symbol	Value	Unit
ESD per IEC 61000-4-2 (Air)	VESD	± 20	kV
ESD per IEC 61000-4-2 (Contact)		± 20	
Peak Pulse Power($t_p=8/20\mu\text{s}$ waveform)	PPP	100	W
Operating Temperature	T_{OPT}	-55 to +125	$^\circ\text{C}$
Storage Temperature Range	T_{STG}	-55 to +150	$^\circ\text{C}$
Lead Solder Temperature – Maximum (10 Second Duration)	T_L	260(10 sec.)	$^\circ\text{C}$

The above data are for reference only.



ESD0501BL

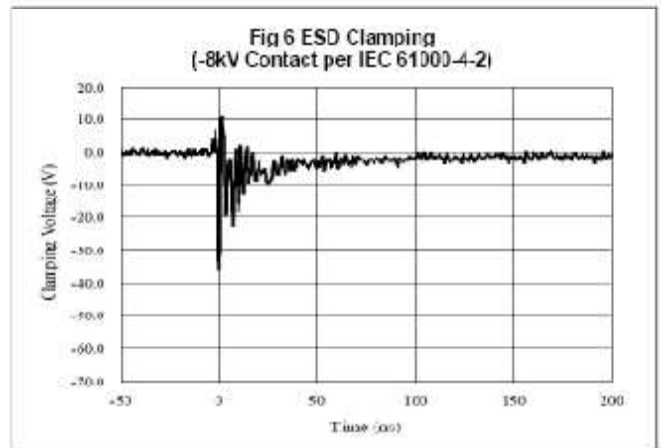
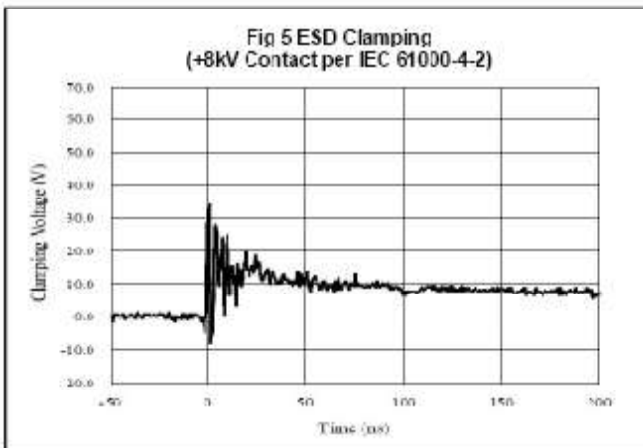
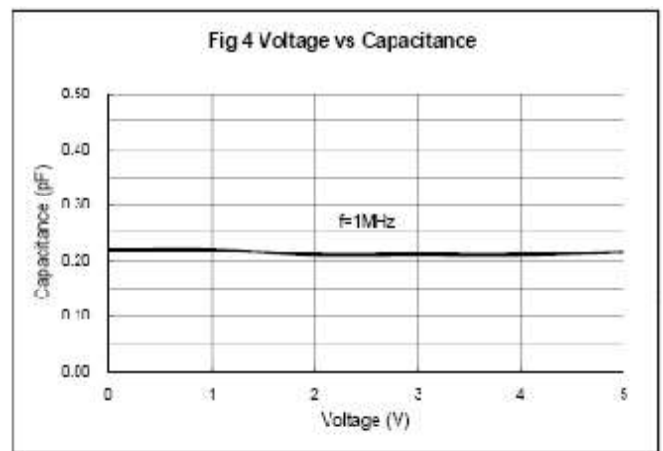
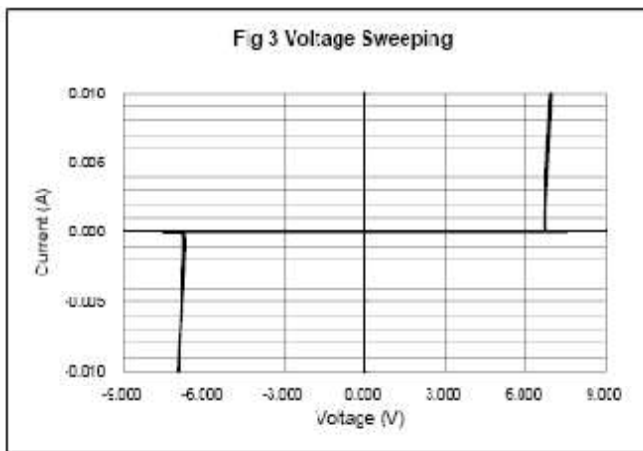
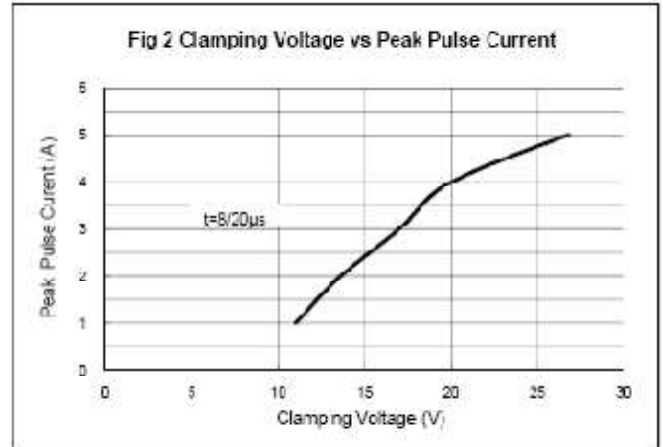
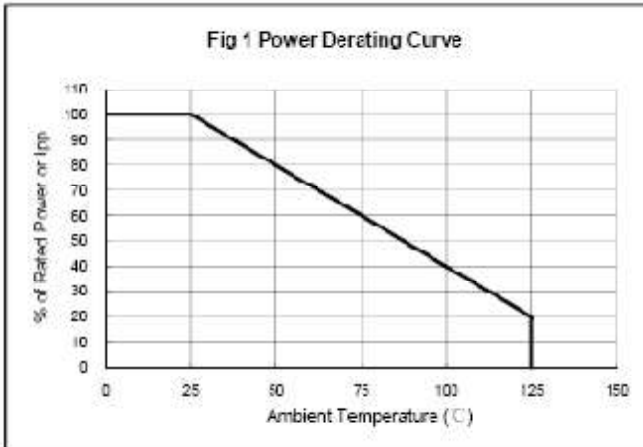
Ultra Low Capacitance ESD Protection Diodes

Electrical Characteristics ($T_A=25^\circ\text{C}$ unless otherwise specified)

Symbol	Param	Test Condition	Min	Typ	Max	Units
V_{RWM}	Reverse Working Voltage				5.0	V
V_{BR}	Reverse Breakdown Voltage	$I_T = 1\text{mA}$	6			V
I_R	Reverse Leakage Current	$V_{RWM} = 5\text{V}$			100	nA
V_C	Clamping Voltage	$I_{PP} = 1\text{A}, t_p = 8/20\mu\text{s}$			13	V
		$I_{PP} = 4\text{A}, t_p = 8/20\mu\text{s}$			25	V
C_J	Junction Capacitance	$V_R = 0\text{V}, f = 1\text{MHz}$		0.5		pF

The above data are for reference only.

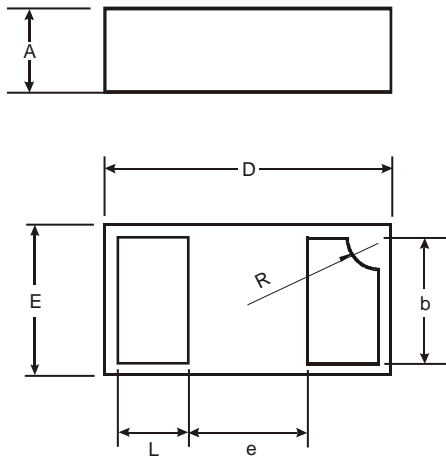
ELECTRICAL CHARACTERISTICS CURVE



The above data are for reference only.

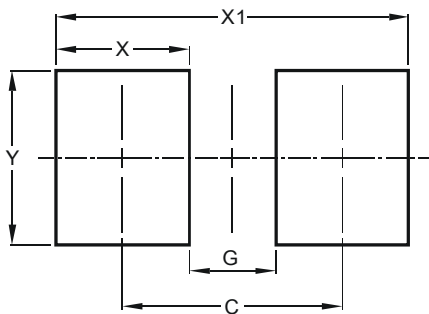
Outlitne Drawing

DFN1006 Package Outline Dimensions



DFN1006			
Dim	Min	Max	Typ
A	0.45	0.55	0.50
b	0.45	0.55	0.50
D	0.95	1.05	1.00
E	0.55	0.65	0.60
e	-	-	0.40
L	0.20	0.30	0.25
R	0.07	0.17	0.12
All Dimensions in mm			

Suggested Pad Layout



Dimensions	Value (in mm)
C	0.90
G	0.40
X	0.50
X1	1.10
Y	0.50

Note:

1. Controlling dimension: in/millimeters.
2. General tolerance: $\pm 0.05\text{mm}$.
3. The pad layout is for reference purposes only.

PACKAGE SPECIFICATIONS

Package	Reel Size	Reel DIA. (mm)	Q'TY/Reel (pcs)	Box Size (mm)	QTY/Box (pcs)	Carton Size (mm)	Q'TY/Carton (pcs)
DFN1006	7'	178	10,000	210×210×205	100,000	445×445×230	400,000

Important Notice and Disclaimer

Microdiode Electronics (Jiangsu) reserves the right to make changes to this document and its products and specifications at any time without notice. Customers should obtain and confirm the latest product information and specifications before final design, purchase or use.

Microdiode Electronics (Jiangsu) makes no warranty, representation or guarantee regarding the suitability of its products for any particular purpose, not does Microdiode Electronics (Jiangsu) assume any liability for application assistance or customer product design. Microdiode Electronics (Jiangsu) does not warrant or accept any liability with products which are purchased or used for any unintended or unauthorized application.

No license is granted by implication or otherwise under any intellectual property rights of Microdiode Electronics (Jiangsu).

Microdiode Electronics (Jiangsu) products are not authorized for use as critical components in life support devices or systems without express written approval of Microdiode Electronics (Jiangsu).