


Transient Voltage Suppressors for ESD Protection

ESD3.3V02D-A

Description

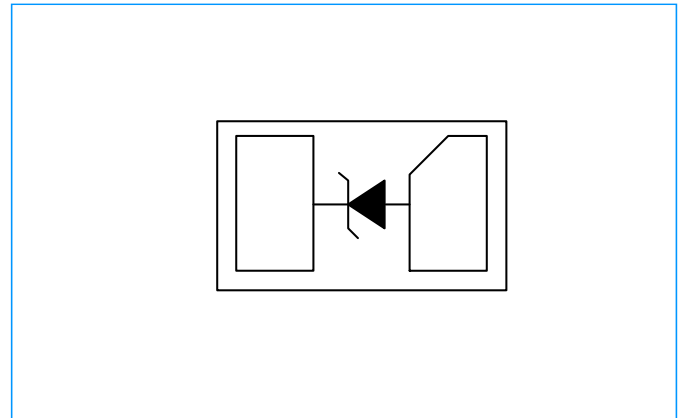
The ESD3.3V02D-A is designed to protect voltage sensitive components from ESD and transient voltage events. Excellent clamping capability, low leakage, and fast response time, make these parts ideal for ESD protection on designs where board space is at a premium. Because of its small size, it is suited for use in cellular phones, MP3 players, digital cameras and many other portable applications where board space is at a premium.



Feature

- ◆ Unidirectional ESD protection
- ◆ Low Clamping Voltage
- ◆ Surface mount package.
- ◆ Ultra small SMD package.
- ◆ Stand-off Voltage: 3.3 V
- ◆ Low leakage current
- ◆ High component density.
- ◆ Provides ESD protection to IEC61000-4-2(ESD):
 - ±30kV (air discharge)
 - ±30kV (contact discharge);

Functional Diagram



Applications

- ◆ Cell Phone Handsets and Accessories
- ◆ Microprocessor based equipment
- ◆ Personal Digital Assistants (PDA's)
- ◆ Notebooks, Desktops, and Servers
- ◆ Portable Instrumentation
- ◆ Peripherals
- ◆ Pagers

Mechanical Data

- ◆ Case: 0201/DFN0603 package, molded plastic.
- ◆ Terminals: Gold plated, solderable per MIL-STD-750, method 2026.
- ◆ Polarity: Color band denotes cathode end.
- ◆ Mounting position: Any

Mechanical Characteristics

| Symbol | Parameter | Value | Units |
|-----------|--|---------------|-------|
| P_{PP} | Peak Pulse Power ($T_p=8/20\mu s$ waveform) | 96 | Watts |
| T_L | Lead Soldering Temperature | 260 (10 sec.) | °C |
| T_{STG} | Storage Temperature Range | -55 to +150 | °C |
| T_J | Operating Junction Temperature Range | -40 to +125 | °C |

Transient Voltage Suppressors for ESD Protection

ESD3.3V02D-A

Electrical Characteristics (@ 25°C Unless Otherwise Specified)

| Characteristics | Symbol | Test Conditions | Min. | Typ. | Max. | Unit |
|---------------------------|-----------|-------------------------------|------|------|------|---------|
| Reverse Working Voltage | V_{RWM} | -- | -- | -- | 3.3 | V |
| Reverse Breakdown Voltage | V_{BR} | $I_T=1mA$ | 4.5 | -- | -- | V |
| Reverse Leakage Current | I_R | $V_{RWM}=3.3V; T=25^{\circ}C$ | -- | -- | 2.5 | μA |
| Junction capacitance | C_J | $V_R=0V, f=1MHz;$ | -- | 45 | -- | pF |
| Positive Clamping Voltage | V_C | $I_{PP}=1A, T_P=8/20\mu s;$ | -- | -- | 7.6 | V |
| | | $I_{PP}=5A, T_P=8/20\mu s;$ | -- | -- | 10.5 | V |
| | | $I_{PP}=7A, T_P=8/20\mu s;$ | -- | -- | 13.8 | V |
| TLP Clamping Voltage | V_{CL} | $I_{PP}=1A$ | -- | 8.0 | -- | V |
| | | $I_{PP}=8A$ | -- | 9.8 | -- | V |
| | | $I_{PP}=16A$ | -- | 12.0 | -- | V |

Characteristic Curves

Fig1. 8/20 μs Pulse Waveform

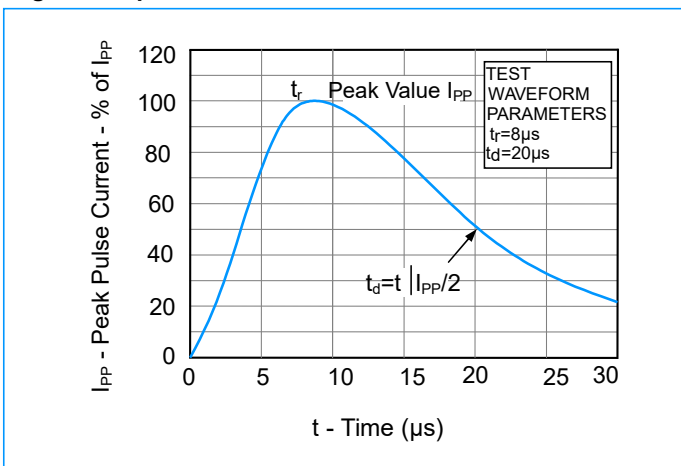


Fig2. Power Rating Derating Curve

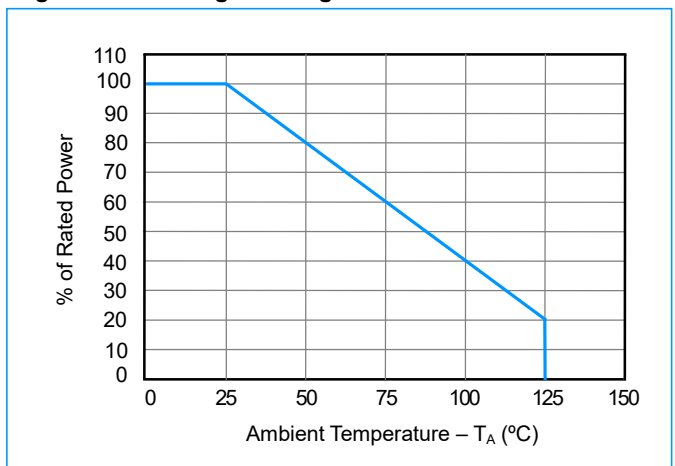


Fig3. Clamping Voltage vs. Peak Pulse Current

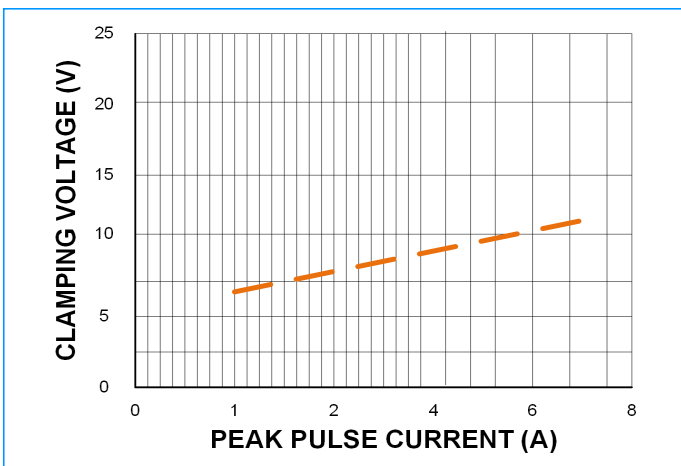
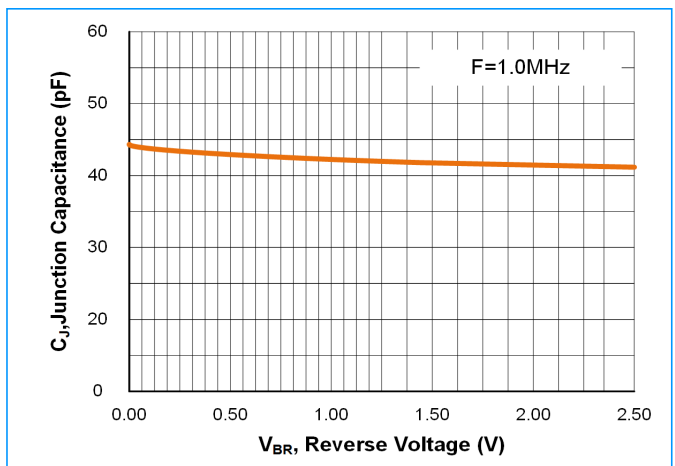


Fig4. Typic Capacitance vs. Reverse Voltage

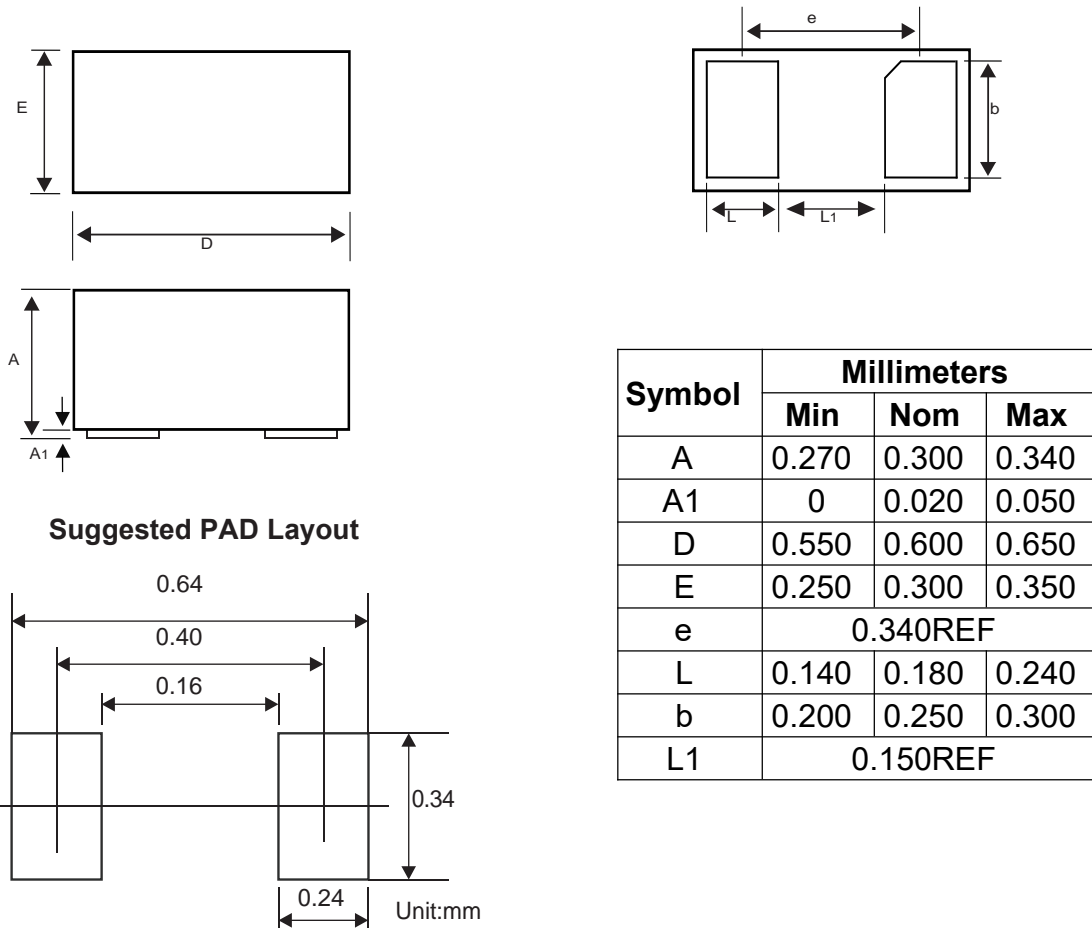


Transient Voltage Suppressors for ESD Protection

ESD3.3V02D-A

0201/DFN0603 Package Outline & Dimensions

0201/DFN0603



Ordering Information

| Device | Marking | Package | Quantity | Reel Size |
|--------------|---------|--------------|----------------|-----------|
| ESD3.3V02D-A | C | 0201/DFN0603 | 10,000pcs/Reel | 7 inch |