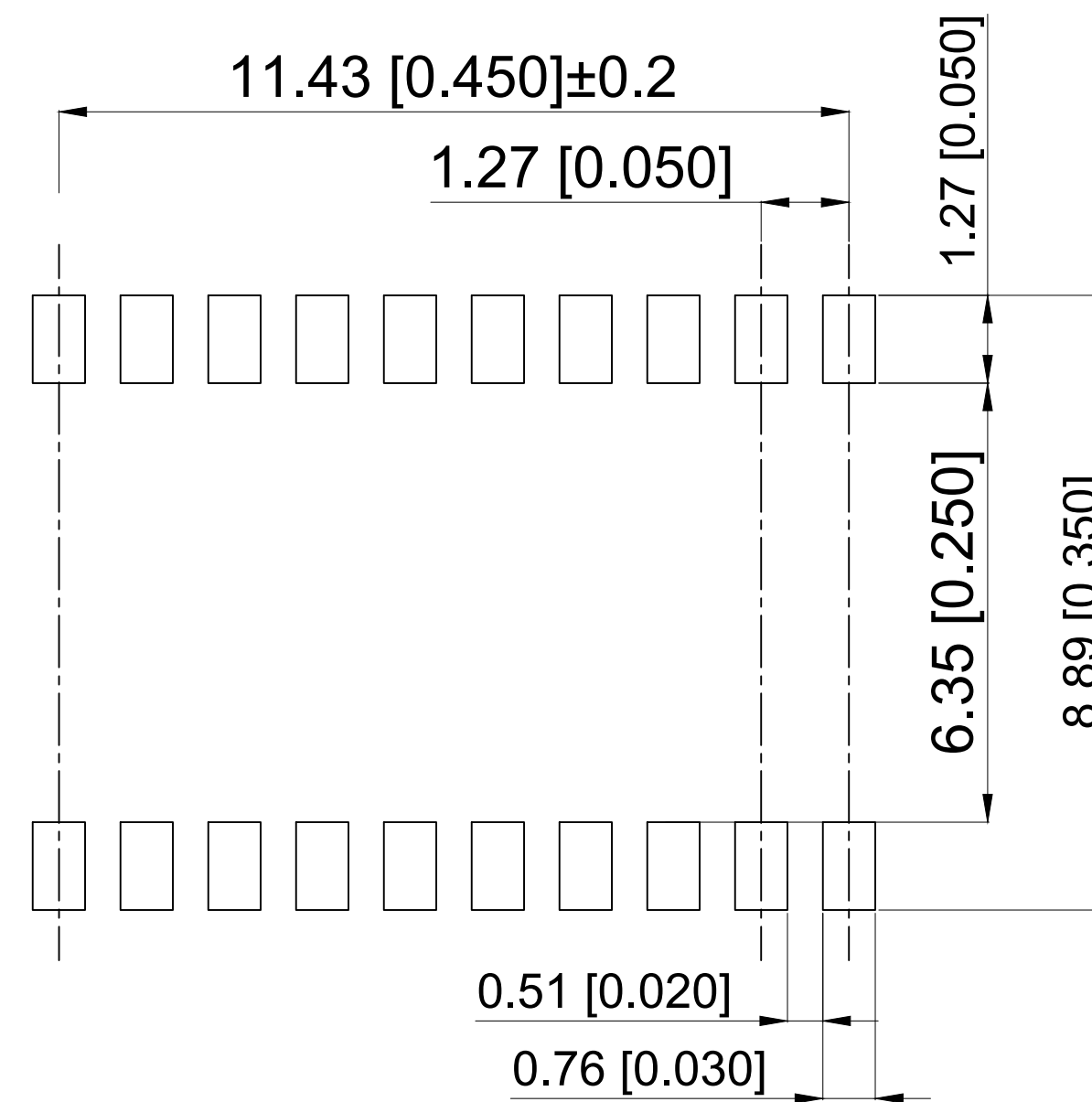
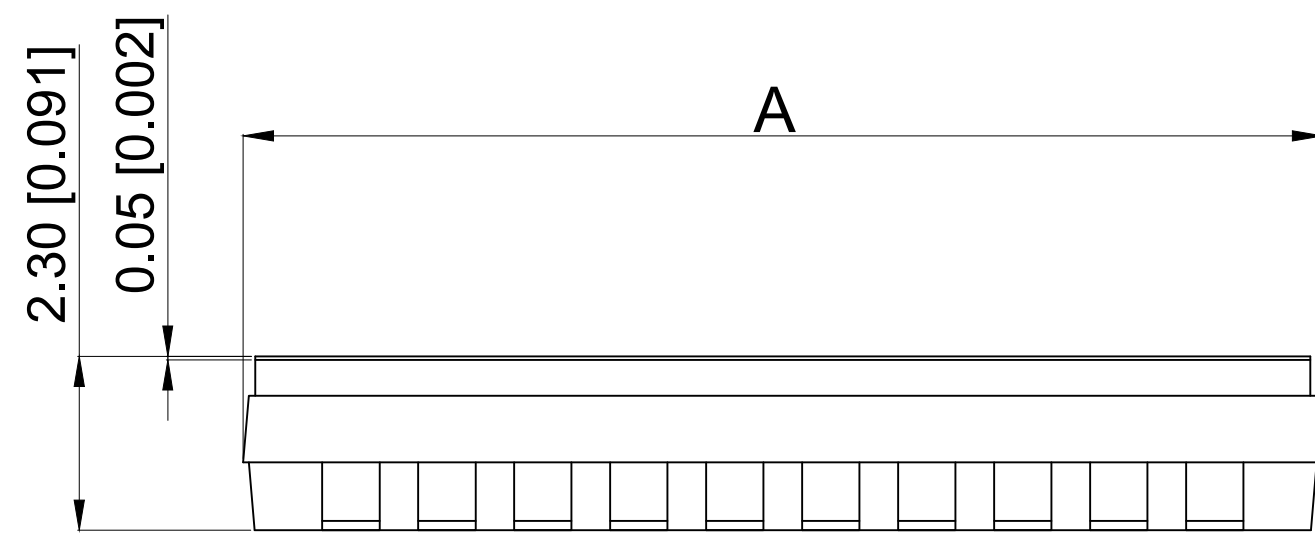
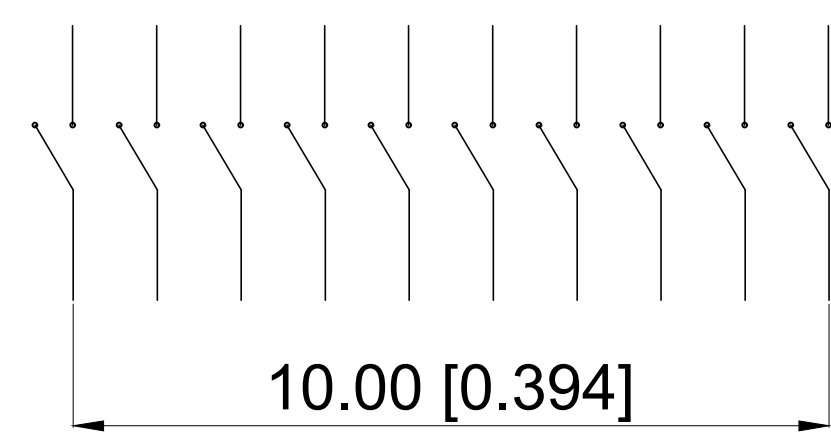


Switching:25mA at 24VDC
 Non-Switching:100mA at 50VDC
 Initial:50m Ω Max
 After life:100mΩ Max
 Insulation Resistance:100mΩ Min,60 sec at 500VDC
 Dielectric Strength:300VAC for 60seconds
 Swith Capacitance:5pF Max at 1MHZ
 Operation Temperature:-30°C to + 85°C
 Storage Temperature:-40°C to + 85°C
 Operation Force:500gf Max
 Mechanical Life:3000 cycles operations
 Resistance to Soldering:260±5°C for 3-5 seconds



Poles(N)	A Dimension(mm)
1	2.87
2	4.12
3	5.41
4	6.66
5	7.93
6	9.2
8	11.74
10	14.28




SCHMATIC

PCB LAYOUT

Part Name	Material	Finished
Base	PPS UL94 V0	Black
Cover	PPS UL94 V0	Black
Actuator	nYlon UL94 V0	White
Movadle	Beryllium	3U"Gold
Terminal Contact	Brass	3U"Gold
Terminal	Brass	3U"Gold
Tapa	Polyimide	Amber

REV	DATE	REVISION	DESCRIPTION	ISSUE
A4			Terminat	
A3				
A2				
A1				



COMMON TOLERANCE

X.XX	± 0.10
X.X	± 0.15
X	± 0.25
ANGULAR	—

UNIT	MM	PROJECTED	PRODUCT NAME:
DRAWN BY	FUYUAN	CHECKED BY	COCO
DATE	2019	APPROVAL B	ALEN

ROCPCU TECHNOLOGY CO.,LTD

Copies are issued in strict confidence and shall not be reproduced or copied, or used as the basis of manufacture or sale of apparatus without permission