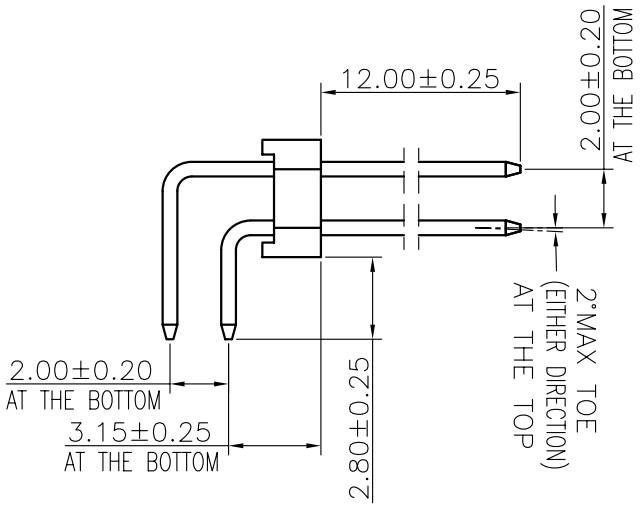
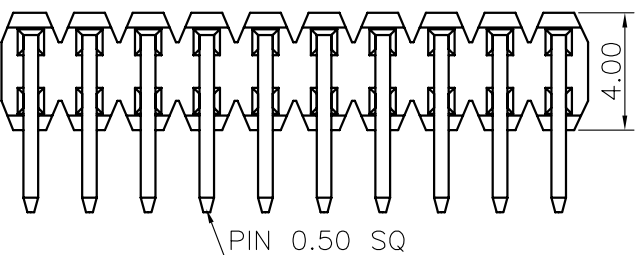
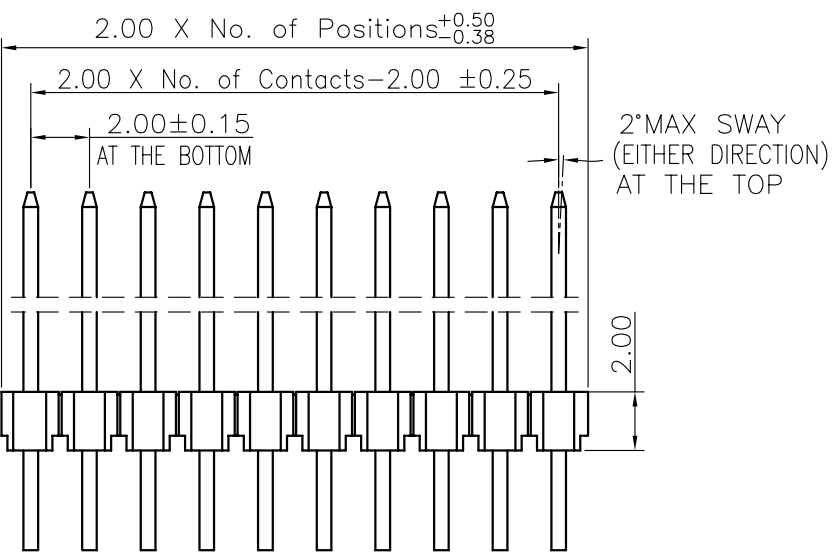


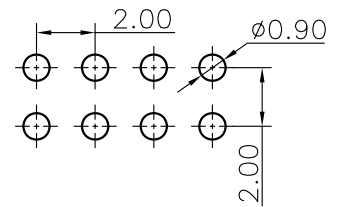
REV.	LOCAS.	DESCRIPTION	DATE	DRAWN
01	NEW	BATCH PRODUCTION INITIAL RELEASE.	2015.08.20	邱國強

F  
E  
D  
C  
B  
A



Specifications  
 Current Rating: 2.0Amp  
 Insulation Resistance: 1000MΩMin.  
 Dielectric Withstanding Voltage: 500VAC  
 Contact Resistance: 20mΩMax.  
 Operating Temperature: -40°C to +105°C  
 Materials  
 Contact Material: Brass  
 Insulator Material: High Temperature Thermoplastic, UL 94V-0 Nylon 6T (Halogen Free) or the equivalent material  
 All materials must meet Greenconn hazardous substances control standards.

Recommended P.C.Board Layout  
 (Tolerance: ±0.05)



### Ordering Information

G PFB201 - XX XX A 103 R 1 B X

No. of Pins per Row 02~40  
 Standard Plating 02=Gold Flash  
 Selective Plating 01=Tin 05=Gold Flash/Tin  
 Color 1=Black  
 Standard Packing C=Tube  
 Selective Packing A=Box

格菱股份有限公司  
**Greenconn Corporation**

GENERAL TOLERANCE		DESIGNED: 邱國強	DATE: 2015.08.20	DWG. NO.
X.*±5.0°	X.±0.30	CHECKED: 曹熙	DATE: 2015.08.20	GPFB201-CA103RB
.X*±3.0°	.X±0.25	CO SIGNED: 楊明胜	DATE: 2015.08.20	
.XX*±2.0°	.XX±0.15	APPROVED: 李輝	DATE: 2015.08.20	PART NO. GPFB201-XXXX A103R1BX
.XXX*±1.0°	.XXX±0.10			

TITLE.  
 2.00 PIN HEADER  
 DUAL ROWS R/A TYPE  
 CONNECTOR

REV.	UNIT.	SCALE.	PAGE.	Symbol
01	mm	4:1	1/1	

1 2 3 4 5 6 7 8 9