REV	ECN	CONTENT	CHECK	DATE
V0.0		初版发行	YZG	2017.03.12
V1.0		整理图纸	WL	2019.09.25

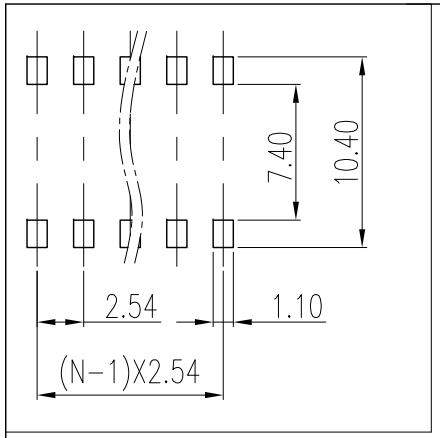

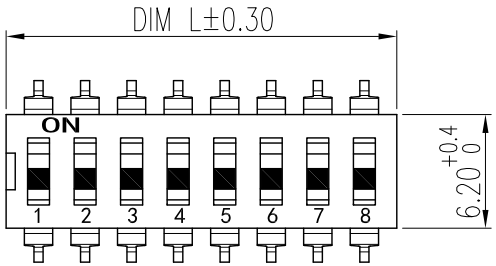

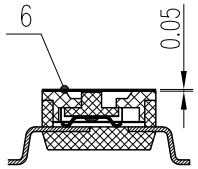

L Type

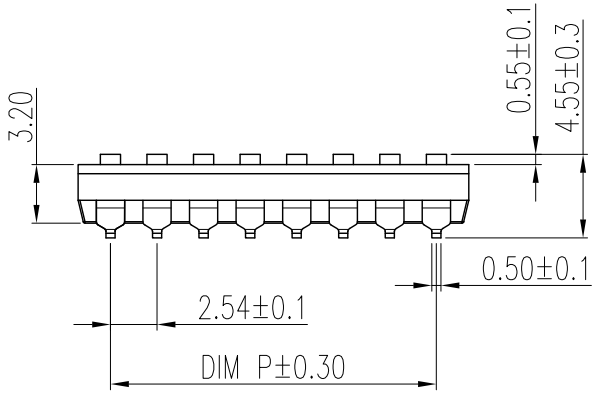

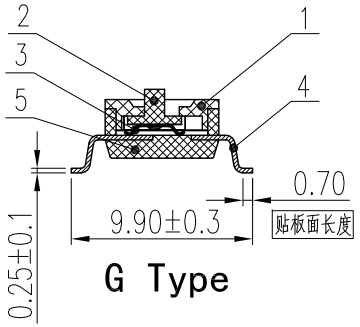

G Type

技术要求：

1. 额定电流：
   25mA, 24VDC（开与关切换时）
   100mA, 50VDC(开与关不切换时)
2. 接触阻抗：
   ≤50mΩ(初始), ≤100mΩ(寿命测试后)
3. 绝缘电阻:≥100MΩ/500VDC
4. 耐电压:500VAC/1minute
5. 拨动力:1000g max
6. 拨动行程:0.9mm
7. 机械寿命:≥2000 cycles
8. 电气寿命:≥2000 cycles/25mA, 24VDC
9. 使用温度：-40℃～+85℃
10. 存储温度：-40℃～+85℃
11. 符合RoHS要求

焊接说明：

回流焊接：240℃，20S max,峰值温度260℃
手工焊接：30W电烙铁，320±5℃，3S max
焊接前保持开关在“OFF”状态

序号	零件名称	零件编码	数量	材质	备注
6	高温薄膜	\	1	POLYIMIDE	黄色,选配
5	底座	\	1	工程塑料	UL94V-0
4	PIN针	\	2P	铜合金	镀金
3	弹片	\	P	铜合金	触点镀金
2	拨柄	\	P	工程塑料	UL94V-0
1	盖板	\	1	工程塑料	UL94V-0

APP.	LO	DATE 2019.9.25	NAME	KF1027B-XXP-XXX-ON-XXX	
CHK.	LO	DATE 2019.9.25			
DWG.	WL	DATE 2019.9.25	DWGNO.	W20004321	
UNITS	MM	SCALE 1/1	SHEET	1/1	PROJECTION-METHOD

订购方式

KF1027 B - XXP - X XX - XXX-XXX

- KF1027: 产品型号（贴片式）
- B: B:SMD Type
- XXP: P数
- X: G:常规按钮，高的 / L:平按钮，低的
- XX: 00:无需贴膜，管装 / TR:正面贴膜，载带包装
- XXX: 客户要求

SCHEMATIC(TYP.)

(1,2,3,4,.....10,11,12,POS AVAIL)

Poles	Dim P	Dim L
1P	--	3.54
2P	2.54	6.08
3P	5.08	8.62
4P	7.62	11.16
5P	10.16	13.70
6P	12.70	16.24
7P	15.24	18.78
8P	17.78	21.32
9P	20.32	23.86
10P	22.86	26.40
11P	25.40	28.94
12P	27.94	31.48

General tolerance in mm						radii and chamfers			shorter angle side			⌯	— //		
over 0 to 3	over 3 to 6	over 6 to 30	over 30 to 120	over 120 to 400	over 400 to 1000	over 0.5 to 3	over 3 to 6	over 6	up to 10	over 10 to 50	over 50 to 120	all	over 0 to 100	over 100 to 150	over 150
±0.15	±0.2	±0.25	±0.3	±0.5	±0.8	±0.2	±0.5	±1.0	±1°	±30′	±20′	0.5	0.2	0.3	0.5

慈溪市凯峰电子有限公司
CIXI KAIFENG ELECTRONICS CO.,LTD