

规格承认书

APPROVAL SHEET

客 户

CUSTOMER: _____

品 名

DISCRIPTION: 轻触开关(Tact Switch)

型 号

MODEL NO: KFC-A36-01-2.5H 250GF

客户料号

CUSTOMER P/N: _____

机 种

CUSTOMER MODE: _____

承认单位 DEPT.	采购部 PURCHASE	品管部 QC	工程部 R & D	零件承认章 APPROVAL SIGNET
审核 CHECK				
确认 APPROVAL				

审核结果:
APPROVAL RESULT: 合格 OK 不合格 NG

说 明:
REMARK: _____

确认后敬请返回一份

本厂工程部批核:
ENGINEERING DEPT:

东莞市恒益电子科技有限公司

Dong Guan HengYi ELECTRON TECHNOLOGY CO., LTD

公司地址: 东莞市塘厦镇石鼓社区聚龙路1号C栋

Tel: 0769-82061278

Fax: 0769-82063508

Http://www.hy-elec.net

日期: 2019年08月01日

恒益电子(HengYi Electron) 产品规格书(Product Specification)

产品型号(Item.#)	KFC-A36-01	说明(Description)	轻触开关 (Tact Switch)		
页码 (Page)	第1页(1 of 7)	日期(Date)	2019.08.01	版本(Ver)	A01

1. 一般特性(General Characteristics):

1.1 适用范围(Application):	该规格书指轻触开关的一般使用范围(This specification is applied to the Tact Switch for general applications.)
1.2 使用温度范围(Operating temperature Range):	<u>-20° C 到 +80° C</u> (-20° C to +80° C)
1.3 相对湿度(Operating Relative Humidity)	<u>≤ 96%RH, +40° C(≤ 96% at +40° C)</u>
1.4 实验条件(Test Conditions):	若没有特殊说明,则试验在大气条件如下 (Unless otherwise specified,. the atmospheric conditions for making measurements and tests are as follows;) 环境温度(Ambient Temperature): <u>5-35° C</u> 大气压力(Air pressure): <u>86-106Kpa (860-1060mbar)</u> 相对湿度(Relative Humidity): <u>45-85%RH</u>

2. 外观, 结构及尺寸(Appearance, Structure & Dimension):

2.1 外观(Appearance):	产品外观良好,无锈蚀,裂纹和镀层缺陷.(The switch shall have good finishing, and no rust, crack or plating defects.)
2.2 结构及尺寸(Structure & Dimensions)	参见产品图纸.(Refer to individual product drawing.)
2.3 标识(Markings):	参见产品图纸.(Refer to individual product drawing.)

3. 额定值(Rating): DC 12V 50mA

4. 电气性能(Electrical Characteristics):

项目(Item)	标准(Criteria)	实验方法(Test Method)
4.1 接触电阻 (Contact Resistance)	30毫欧以下 <u>30mΩ Max</u>	以 <u>1A, 5V DC</u> 或在 <u>1KHz ± 200Hz (20mV Max, 50mA Max)</u> 采用电压降法测量. (Shall be measured at <u>1KHz ± 200Hz (20mV Max, 50mA Max)</u> or <u>1A, 5V DC</u> by voltage drop method.)
4.2 绝缘电阻(Insulation Resistance)	100兆欧以上 <u>100MΩ Min</u>	在相互绝缘的所有端子之间及个接线端子与外露的非载流金属零件之间加载250V直流电,持续时间 <u>60 ± 5秒</u> . (250V DC voltage is applied between each pair of terminals and between the terminal and metal frame for <u>60 ± 5Sec.</u>)
4.3 抗电强度 (Dielectric Voltage)	无击穿现象发生. (No dielectric breakdown shall occur.)	在相互绝缘的所有接线端子之间加载250V(50-60Hz, 泄漏电流0.5mA)交流电,各接线端子与外壳或非载流金属零件之间加载250V(50-60Hz, 泄漏电流0.5mA)交流电,持续时间 <u>60 ± 5秒</u> . <u>250V (50-60Hz, 0.5mA) alternate current load is applied between open terminals connected with wires; or 250V (50-60Hz, 0.5mA) alternate current load is applied between frame & terminal or between metal parts, for 60 ± 5Sec.</u>

恒益电子(HengYi Electron) 产品规格书(Product Specification)

产品型号(Item.#)	KFC-A36-01	说明(Description)	轻触开关 (Tact Switch)		
页码 (Page)	第2页(2 of 7)	日期(Date)	2019.08.01	版本(Ver)	A01

5. 机械性能(Mechanical Characteristics)

	项目(Item)	标准(Criteria)	实验方法(Test method)
5.1	操作力 (Operating Force)	<u>250±50gf</u>	在操作元件末端沿操作方向均匀施加静载荷,使操作元件转换到动作位置. (A static load shall be applied to the tip of actuator in operating direction to change the component to operating position)
5.2	回复力 (Releasing Force)	<u>50gf Min</u>	在操作元件末端沿操作方向均匀减少静载荷,使操作元件从动作位置转换到释放位置. (A static load shall be reduced to the tip of actuator in operating direction to change component from operating position to release position)
5.3	行程(Travels)	<u>0.25±0.1mm</u>	从自由位置到动作位置的距离. (The distance from release position to operating position)
5.4	接线端强度 (Terminal strength)	-端子无松动,损坏及绝缘层的破裂. -电气性能应符合第4部分的要求. (-Shall be free from terminal looseness damage and insulator breakage.) (The electrical performance requirements specified in section 4 shall be satisfied)	以300gf作用力沿轴向施加于接线端末端,作用力方向离开开关向外指向,保持15秒,每个接线端子测量一次. (A static load of 300gf shall be applied to the tip of terminal in a desired direction for 15Sec. The test shall be done once per terminal.)
5.5	可焊性 (Solder Ability)	超过90%的焊锡面积被焊料所覆盖. (More than 90% of immersed part shall be covered with solder.)	试件在下述参数条件下进行试验. (Switch shall be checked after following test): (1)焊料(Solder):H63A (JIS Z 3282) (2)焊剂:焊剂(JIS K 5902), 质量百分比为25%松香.75%甲醇的无色透明溶液.Flux:Rosin Flux(JIS K 5902) having a nominal composition of 25% solids by mass of water white rosin in methyl alcohol(JIS K 1501) solution. (3) 焊接温度: <u>245±5° C</u> 焊接时间: <u>3±0.5秒</u> (Soldering Temperature : <u>245±5° C</u> Immersing Time : <u>3±0.5Sec</u>)

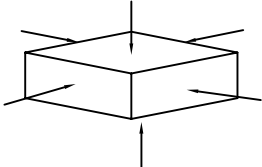
恒益电子(HengYi Electron) 产品规格书(Product Specification)

产品型号(Item.#)	KFC-A36-01	说明(Description)	轻触开关 (Tact Switch)		
页码 (Page)	第3页(3 of 7)	日期(Date)	2019.08.01	版本(Ver)	A01

5.6	耐焊接热 (Solder Heat Resietance)	<p>无外观及功能损坏, 电气性能应符合第4部份的要求 (-No abnormalities shall be abserved in appearance and operation. -The electrical performance requirements specified in item 4 shall be satisfied)</p>	<p>一、回流焊方法 Re-fiow soldering method: 回流焊接条件:(Reflow soldering conditions 预热:被焊接部位进入焊接设备之后的2 ± 0.3分钟, 铜片表面的温度可达到180°C。(Preheat:Temperature on the copper foil surface should reach 180°C, 2 ± 0.3 minutes after the P.W.B entered into the soldering equipment.) 焊接温度:被焊接部位进入焊接区的20秒内, 铜片表面的温度最高达 260°C。(Soldering heat: Temperature on the copper foil surface should reach the peak temperature of 260°C within 20 seconds after the P.W.B enter into soldering heat zone.</p> <div data-bbox="837 896 1412 1310" data-label="Figure"> <table border="1"> <caption>Temperature Profile Data</caption> <thead> <tr> <th>Time (S)</th> <th>Temperature (°C)</th> </tr> </thead> <tbody> <tr> <td>0</td> <td>60</td> </tr> <tr> <td>79.0S</td> <td>120</td> </tr> <tr> <td>75.0S</td> <td>260</td> </tr> <tr> <td>70.0S</td> <td>120</td> </tr> </tbody> </table> </div> <p>二、自动焊接方法 Solder bath method 焊接温度:$240\pm 5^{\circ}\text{C}$ 时间:3 ± 0.5秒 Temperature :$240\pm 5^{\circ}\text{C}$ Sinking time: $3\pm 0.5\text{S}$ PCB 厚度:1.6mm Thickness of PCB :1.6mm Immersion depth: Up to the surface of the board</p> <p>三、手工焊接方法 Solder iron method 焊接温度:$350\pm 10^{\circ}\text{C}$ 时间:3 ± 1.0秒 Bit temperature :$350\pm 10^{\circ}\text{C}$ Application time: $3\pm 1.0\text{S}$</p>	Time (S)	Temperature (°C)	0	60	79.0S	120	75.0S	260	70.0S	120
Time (S)	Temperature (°C)												
0	60												
79.0S	120												
75.0S	260												
70.0S	120												

恒益电子(HengYi Electron) 产品规格书(Product Specification)

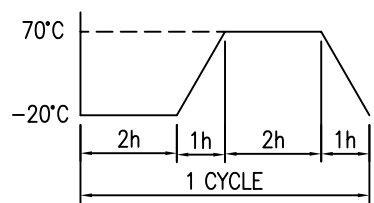
产品型号(Item.#)	KFC-A36-01	说明(Description)	轻触开关 (Tact Switch)		
页码 (Page)	第4页(4 of 7)	日期(Date)	2019.08.01	版本(Ver)	A01

5.7	<p>振动测试 Vibration test</p>	<p>无外观及功能损坏,电气性能应符合第4部份的要求和机械性能的5.1, 5.2, 5.3的要求 (-No abnormalities shall be observed in appearance and operation. -The electrical performance requirements specified in item 4 shall be satisfied, The mechanical characteristics requirements specified in item 5.1, 5.2, 5.3 shall be satisfied.)</p>	<p>(1) 振幅(Amplitude):1.5mm (2) 振动频率(Sweep rate):1分钟 10-55-10Hz(10-55-10Hz for 1 minute.) (3) 振动方法(Sweep method):Logarithmic frequency sweep rate. (4) 振动方向(Vibration direction):X,Y,Z(3 direction) (5) 时间(Time):每个方向2个小时(Each direction 2 hours)</p>
5.8	<p>冲击 Impact Shock</p>	<p>实验后: 接触电阻:0.5 Ω Max. 绝缘电阻:100MΩ Min. 电气性能应符合第4.3条的要求. 表面无变形且操作无异常. After test, Contact resistance:0.5Ω Max Insulation resistance: 100MΩ Min The Electrical performance requirements specified in item 4.3 shall be satisfied. Shall be free from mechanical abnormalities.</p>	<p>试件在下述参数条件下进行试验: (1) 安装方法:常规方法 (2) 加速度:490m/s (3) 时间:11ms (4) 实验方向:图示6方向 (5) 冲击次数:每个方向3次(总共18次) Switch shall be measured after following test (1) Mounting Method:Normal (2) Acceleration : 490m/s (50G) (3) Duration: 11ms (4) Test Direction:6 directions</p>  <p>(5) Number of shocks:3 times per direction (18 times in total)</p>

恒益电子(HengYi Electron) 产品规格书(Product Specification)

产品型号(Item.#)	KFC-A36-01	说明(Description)	轻触开关 (Tact Switch)		
页码 (Page)	第5页(5 of 7)	日期(Date)	2019.08.01	版本(Ver)	A01

6. 耐候性能(Weather Proof Characteriscs):

项目(Item)	标准(Criteria)	实验方法(Test Method)
6.1 低温 Cold Proof	实验后(After test): -接触电阻(Contact resistance): $200m\Omega$ Max. -绝缘电阻(Insulation resistance): $100M\Omega$ Min -抗电强度应符合第4.3格的要求。 (Electrical performance requirements specified in item 4.3 shall be satisfied)	试件在 $-30\pm 2^{\circ}C$ 的温控箱内保持96个小时,然后在正常的温度和湿度下恢复1小时,并在此后1小时内对试品进行测量,水滴应消失。 (After testing at $-30\pm 2^{\circ}C$ for 96 hours, the switch shall be allowed to stand under normal temperature and humidity conditions for 1 hour, and measurement shall be made within 1 hour after that. Water drops shall be eliminated.)
6.2 高温 Hot Proof	-操作力变化在 $\pm 10\%$ 以内 (Operating force shall be within $\pm 10\%$ of specified value.) -开关外观及结构应无损坏。 (The switch shall be free from abnormalities in appearance & construction.)	试件在 $85\pm 2^{\circ}C$ 的温控箱内保持96个小时,然后在正常的温度和湿度下恢复1小时,并在此后1小时内对试品进行测量。 (After testing at $85\pm 2^{\circ}C$ for 96 hours, the switch shall be allowed to stand under normal temperature and humidity conditions for 1 hour, and measurement shall be made within 1 hour after that.)
6.3 恒定湿热 Moisture Resistance		试件在 $40\pm 2^{\circ}C$, 90-95%RH的温控箱内保持96个小时,然后在正常的温度和湿度下恢复1小时,并在此后1小时内对试品进行测量,水滴应消失。 (After testing at $40\pm 2^{\circ}C$, 90-95RH for 96 hours, the switch shall be allowed to stand under normal temperature and humidity conditions for 1 hour, and measurement shall be made within 1 hour after that. Water drops shall be eliminated.)
6.4 温度转换 Temperature Cycling		试件按下述实验条件试验5个循环,然后在正常温度和湿度下恢复1小时,并在此后1小时内对试品进行测量,水滴应消失。 (After 5 cycles of following conditions, the swtich shall be allowed to stand normal temperature and humidity conditions for 1 hour, and measurement shall be made within 1 hour after that. Water drops shall be eliminated.) 

恒益电子(HengYi Electron) 产品规格书(Product Specification)

产品型号(Item.#)	KFC-A36-01	说明(Description)	轻触开关 (Tact Switch)		
页码 (Page)	第6页(6 of 7)	日期(Date)	2019.08.01	版本(Ver)	A01

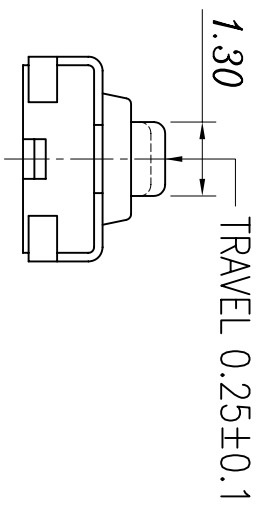
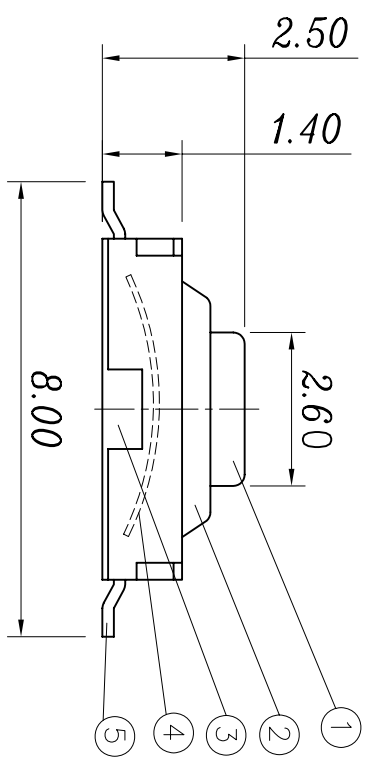
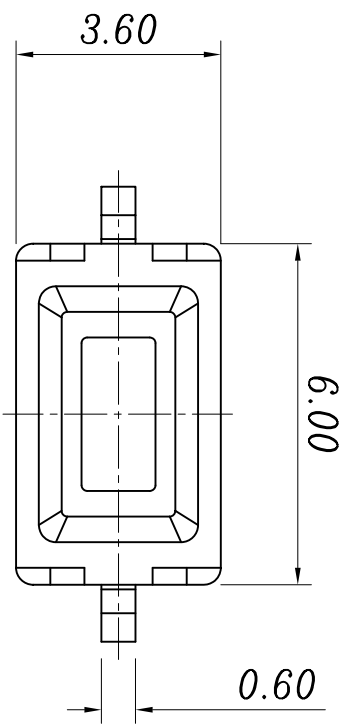
6.5	盐雾实验 Salt Mist	<p>实验后(After test):</p> <p>-接触电阻(Contact resistance): 200mΩ Max.</p> <p>-绝缘电阻(Insulation resistance): 100MΩ Min</p> <p>-抗电强度应符合第4.3格的要求. (Electrical performance requirements specified in item 4.3 shall be satisfied)</p>	<p>5%的Nacl溶液、喷雾铜料、不锈钢24/48小时, 铁料12/24小时,用水清洗并在室温下30分钟. At 5% Nacl liquor for Brass and sus 24/48 hours/Spcc 12/24 hours, after washing, keep in normal condition for 30 min,</p>
6.6	耐硫化测试 Resistance to sulfuration	<p>-操作力变化在±10%以内 (Operating force shall be within ±10% of specified value.)</p> <p>-开关外观及结构应无损坏. (The switch shall be free from abnormalities in appearance & construction.)</p>	<p>After following testing,the swifch shall be allowed to stand under Dormal roomtemperature and bumidity conditions for I h,and measurement shall be madeafter that.</p> <p>按下列条件实验后, 在常温常湿环境中放置1小时再测定.</p> <p>Temperature 温度: 40±2 ° C Humidity 湿度: 75±5 %R H Density 湿度: H₂S gas 1±0.2 ppm Duration 测试时间: 240 h</p>

7. 寿命试验(Durability Characteristics)

项目(Item)	标准(Criteria)	实验方法(Test Method)
7.1 机械寿命 (Operating life without Load)	<p>实验后(After test):</p> <p>-接触电阻(Contact resistance):200mΩ Max</p> <p>-绝缘电阻(Insulation resistance): 100MΩ Min</p> <p>-抗电强度应符合第4.3格的要求. (Electrical performance requirements specified in item 4.3 shall be satisfied)</p> <p>-操作力变化在±30%以内.(Operating force shall be within ±30% of specified value.)</p> <p>-开关外观及结构无损坏. (The switch shall be free from abnormalities in appearance & construction.)</p>	<p>在无负荷的条件下, 在寿命试验设备连续转换 <u>50,000次.(25-30次/分)</u></p> <p><u>50,000</u> cycles of operation shall be performed continuously at a rate of <u>25-30</u> cycles per minute without load.</p>

备注: 注意事项 (Notes):

开关最佳保存温度5-35° C, 保存湿度45-85%RH, 开关保存期超过6个月, 建议复检后再投入使用。
(The Switch should be kept in the best storage temperature of 5-35° C, 45-85%RH, If the stock time is over 6 months, rechecking the switch is recommended before using).



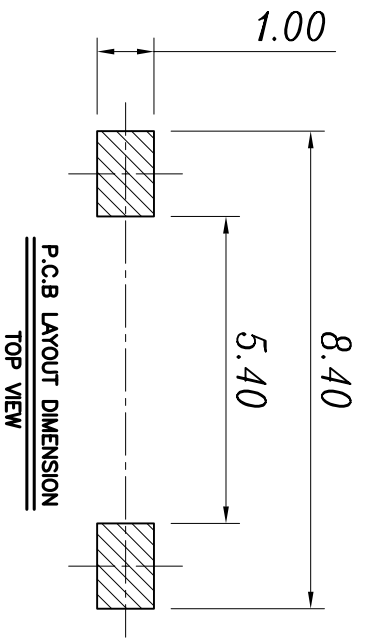
SYMB	REVISIONS	DATE	APVD.
△			
△			
△			

SPECIFICATION:

- CURRENT RATING: DC 12V 50mA.
- DIELECTRIC WITHSTANDING VOLTAGE: 250V AC R.M.S. FOR ONE MINUTE.
- INSULATION RESISTANCE: 100M OHMS MIN. AT 250V DC
- CONTACT RESISTANCE: 30m OHMS MAX.
- OPERATING TEMPERATURE: -20°C TO +80°C.
- OPERATING LIFE: 50,000 CYCLES.



CIRCUIT



TYPE	TACT SWITCH	TOLERANCE	NO.	NAME	MATERIAL	QTY:	FINISHING
PART NO	KFC-A36-01-2.5H	UP TO 10	9				
DATE	2019/08/01	ABOVE 10~50	8				
UNITE	mm	ABOVE 50~100	7				
SCALE	4:1	VERSION A	6				
DRAWN	CHECKED	APVD.	5	TERMINALS	C2680	2	A9
黄玉星	卢煜辉	Remond	4	CONTACT	SUS	1	SINGLE-SIDE Ag
			3	BOTTOM	PA6T	1	BLACK
			2	COVER	SUS	1	NI
			1	STEM	LCP	1	WHITE

东莞市恒益电子科技有限公司
Dong Guan HengYi ELECTRON TECHNOLOGY CO.,LTD