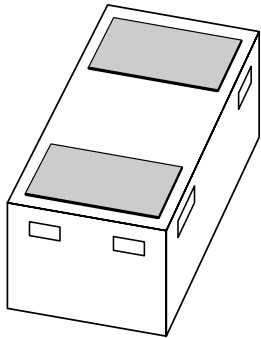


DATA SHEET



BZX884 series Voltage regulator diodes

Product data sheet
Supersedes data of 2003 May 15

2004 Mar 26

Voltage regulator diodes

BZX884 series

FEATURES

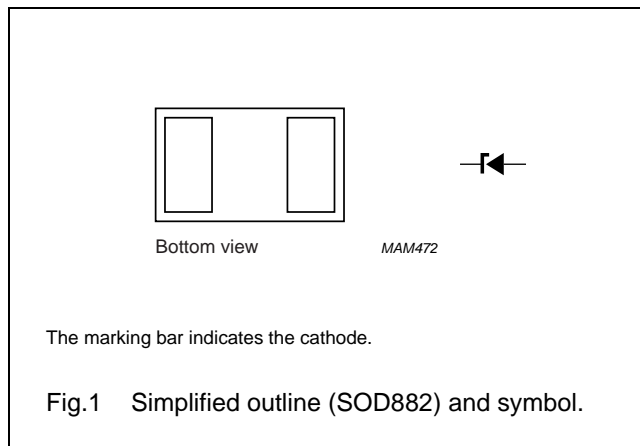
- Two tolerance series: $\pm 2\%$ and $\pm 5\%$
- Working voltage range: nominal 2.4 V to 75 V (E24 range)
- Leadless ultra small plastic package (1 mm \times 0.6 mm \times 0.5 mm)
- Boardspace 1.17 mm² (approximately 10% of SOT23)
- Power dissipation comparable to SOT23.

APPLICATIONS

- General regulation functions
- ESD ultra high-speed switching
- High frequency applications
- Mobile communication, digital (still) cameras, PDAs and PCMCIA cards.

DESCRIPTION

Low-power voltage regulator diodes encapsulated in SOD882 leadless ultra small plastic packages.



MARKING

TYPE NUMBER	MARKING CODE	TYPE NUMBER	MARKING CODE	TYPE NUMBER	MARKING CODE	TYPE NUMBER	MARKING CODE
Marking codes for BZX884-B2V4 to BZX884-B75							
BZX884-B2V4	A1	BZX884-B6V2	AB	BZX884-B16	C1	BZX884-B43	CB
BZX884-B2V7	A2	BZX884-B6V8	AC	BZX884-B18	C2	BZX884-B47	CC
BZX884-B3V0	A3	BZX884-B7V5	AD	BZX884-B20	C3	BZX884-B51	CD
BZX884-B3V3	A4	BZX884-B8V2	AE	BZX884-B22	C4	BZX884-B56	CE
BZX884-B3V6	A5	BZX884-B9V1	AF	BZX884-B24	C5	BZX884-B62	CF
BZX884-B3V9	A6	BZX884-B10	AG	BZX884-B27	C6	BZX884-B68	CG
BZX884-B4V3	A7	BZX884-B11	AH	BZX884-B30	C7	BZX884-B75	CH
BZX884-B4V7	A8	BZX884-B12	AJ	BZX884-B33	C8		
BZX884-B5V1	A9	BZX884-B13	AK	BZX884-B36	C9		
BZX884-B5V6	AA	BZX884-B15	AL	BZX884-B39	CA		
Marking codes for BZX884-C2V4 to BZX884-C75							
BZX884-C2V4	B1	BZX884-C6V2	BB	BZX884-C16	D1	BZX884-C43	DB
BZX884-C2V7	B2	BZX884-C6V8	BC	BZX884-C18	D2	BZX884-C47	DC
BZX884-C3V0	B3	BZX884-C7V5	BD	BZX884-C20	D3	BZX884-C51	DD
BZX884-C3V3	B4	BZX884-C8V2	BE	BZX884-C22	D4	BZX884-C56	DE
BZX884-C3V6	B5	BZX884-C9V1	BF	BZX884-C24	D5	BZX884-C62	DF
BZX884-C3V9	B6	BZX884-C10	BG	BZX884-C27	D6	BZX884-C68	DG
BZX884-C4V3	B7	BZX884-C11	BH	BZX884-C30	D7	BZX884-C75	DH
BZX884-C4V7	B8	BZX884-C12	BJ	BZX884-C33	D8		
BZX884-C5V1	B9	BZX884-C13	BK	BZX884-C36	D9		
BZX884-C5V6	BA	BZX884-C15	BL	BZX884-C39	DA		

Voltage regulator diodes

BZX884 series

ORDERING INFORMATION

TYPE NUMBER	PACKAGE		
	NAME	DESCRIPTION	VERSION
BZX884-B2V4 to BZX884-B75	–	Leadless ultra small plastic package; 2 terminals; body 1.0 x 0.6 x 0.5 mm	SOD882
BZX884-C2V4 to BZX884-C75	–	Leadless ultra small plastic package; 2 terminals; body 1.0 x 0.6 x 0.5 mm	SOD882

LIMITING VALUES

In accordance with the Absolute Maximum Rating System (IEC 60134).

SYMBOL	PARAMETER	CONDITIONS	MIN.	MAX.	UNIT
I_F	continuous forward current		–	200	mA
I_{ZSM}	non-repetitive peak reverse current	$t_p = 100 \mu\text{s}$; square wave; $T_{amb} = 25 \text{ }^\circ\text{C}$; prior to surge	see Tables 1 and 2		
P_{tot}	total power dissipation	$T_{amb} = 25 \text{ }^\circ\text{C}$; note 1	–	250	mW
T_{stg}	storage temperature		–65	+150	$^\circ\text{C}$
T_j	junction temperature		–	150	$^\circ\text{C}$

Note

1. Refer to SOD882 standard mounting conditions (footprint), FR4 with 60 μm copper strip line.

THERMAL CHARACTERISTICS

SYMBOL	PARAMETER	CONDITIONS	VALUE	UNIT
$R_{th(j-a)}$	thermal resistance from junction to ambient	note 1	500	K/W

Note

1. Refer to SOD882 standard mounting conditions (footprint), FR4 with 60 μm copper strip line.

Voltage regulator diodes

BZX884 series

ELECTRICAL CHARACTERISTICST_j = 25 °C unless otherwise specified.

SYMBOL	PARAMETER	CONDITIONS	MAX.	UNIT
V _F	forward voltage	I _F = 10 mA; see Fig.2	0.9	V
I _R	reverse current			
	BZX884-B/C2V4	V _R = 1 V	50	μA
	BZX884-B/C2V7	V _R = 1 V	20	μA
	BZX884-B/C3V0	V _R = 1 V	10	μA
	BZX884-B/C3V3	V _R = 1 V	5	μA
	BZX884-B/C3V6	V _R = 1 V	5	μA
	BZX884-B/C3V9	V _R = 1 V	3	μA
	BZX884-B/C4V3	V _R = 1 V	3	μA
	BZX884-B/C4V7	V _R = 2 V	3	μA
	BZX884-B/C5V1	V _R = 2 V	2	μA
	BZX884-B/C5V6	V _R = 2 V	1	μA
	BZX884-B/C6V2	V _R = 4 V	3	μA
	BZX884-B/C6V8	V _R = 4 V	2	μA
	BZX884-B/C7V5	V _R = 5 V	1	μA
	BZX884-B/C8V2	V _R = 5 V	700	nA
	BZX884-B/C9V1	V _R = 6 V	500	nA
	BZX884-B/C10	V _R = 7 V	200	nA
	BZX884-B/C11	V _R = 8 V	100	nA
	BZX884-B/C12	V _R = 8 V	100	nA
	BZX884-B/C13	V _R = 8 V	100	nA
	BZX884-B/C15 to 75	V _R = 0.7 V _{Znom}	50	nA

Voltage regulator diodes

BZX884 series

Table 1 Per type BZX884-B/C2V4 to B/C24
 $T_j = 25\text{ °C}$ unless otherwise specified.

BZX884- B or C XXX	WORKING VOLTAGE V_Z (V) at $I_{Ztest} = 5\text{ mA}$				DIFFERENTIAL RESISTANCE r_{dif} (Ω)				TEMP. COEFF. S_Z (mV/K) at $I_{Ztest} = 5\text{ mA}$ (see Figs 3 and 4)	DIODE CAP. C_d (pF) at $f = 1\text{ MHz}$; $V_R = 0\text{ V}$	NON-REPETITIVE PEAK REVERSE CURRENT I_{ZSM} (A) at $t_p = 100\text{ }\mu\text{s}$; $T_{amb} = 25\text{ °C}$
	Tol. $\pm 2\%$ (B)		Tol. $\pm 5\%$ (C)		at $I_{Ztest} = 1\text{ mA}$		at $I_{Ztest} = 5\text{ mA}$				
	MIN.	MAX.	MIN.	MAX.	TYP.	MAX.	TYP.	MAX.			
2V4	2.35	2.45	2.28	2.52	275	400	70	100	-1.3	450	6.0
2V7	2.65	2.75	2.57	2.84	300	450	75	100	-1.4	440	6.0
3V0	2.94	3.06	2.85	3.15	325	500	80	95	-1.6	425	6.0
3V3	3.23	3.37	3.14	3.47	350	500	85	95	-1.8	410	6.0
3V6	3.53	3.67	3.42	3.78	375	500	85	90	-1.9	390	6.0
3V9	3.82	3.98	3.71	4.10	400	500	85	90	-1.9	370	6.0
4V3	4.21	4.39	4.09	4.52	410	600	80	90	-1.7	350	6.0
4V7	4.61	4.79	4.47	4.94	425	500	50	80	-1.2	325	6.0
5V1	5.00	5.20	4.85	5.36	400	480	40	60	-0.5	300	6.0
5V6	5.49	5.71	5.32	5.88	80	400	15	40	1.0	275	6.0
6V2	6.08	6.32	5.89	6.51	40	150	6	10	2.2	250	6.0
6V8	6.66	6.94	6.46	7.14	30	80	6	15	3.0	215	6.0
7V5	7.35	7.65	7.13	7.88	15	80	2	10	3.6	170	4.0
8V2	8.04	8.36	7.79	8.61	20	80	2	10	4.3	150	4.0
9V1	8.92	9.28	8.65	9.56	20	100	2	10	5.2	120	3.0
10	9.80	10.20	9.50	10.50	20	150	2	10	6.0	110	3.0
11	10.78	11.22	10.45	11.55	25	150	2	10	6.9	110	2.5
12	11.76	12.24	11.40	12.60	25	150	2	10	7.9	105	2.5
13	12.74	13.26	12.35	13.65	25	170	2	10	8.8	105	2.5
15	14.70	15.30	14.25	15.75	25	200	3	15	10.7	100	2.0
16	15.68	18.32	15.20	16.80	50	200	10	40	12.4	90	1.5
18	17.64	18.36	17.10	18.90	50	225	10	45	14.4	80	1.5
20	19.60	20.40	19.00	21.00	60	225	15	55	16.4	70	1.5
22	21.56	22.44	20.90	23.10	60	250	20	55	18.4	60	1.25
24	23.52	24.48	22.80	25.20	60	250	25	70	20.4	55	1.25

Voltage regulator diodes

BZX884 series

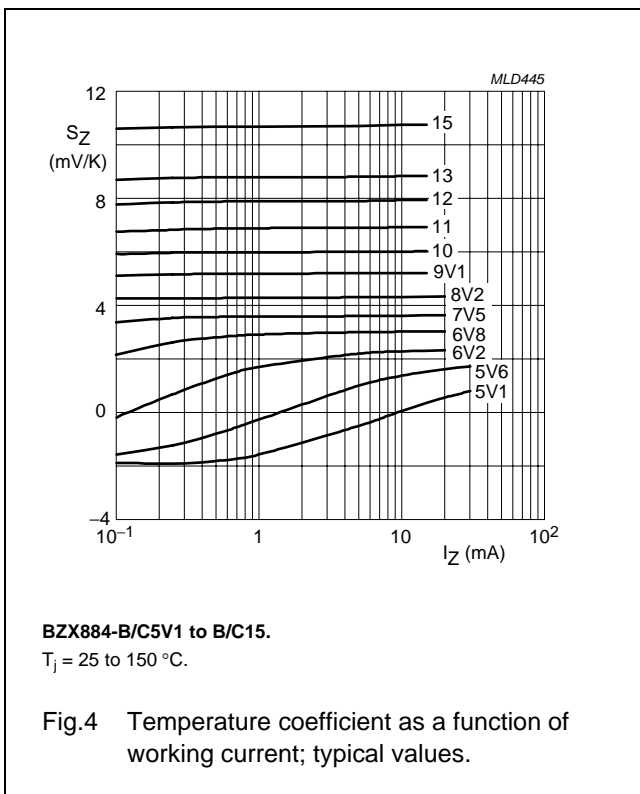
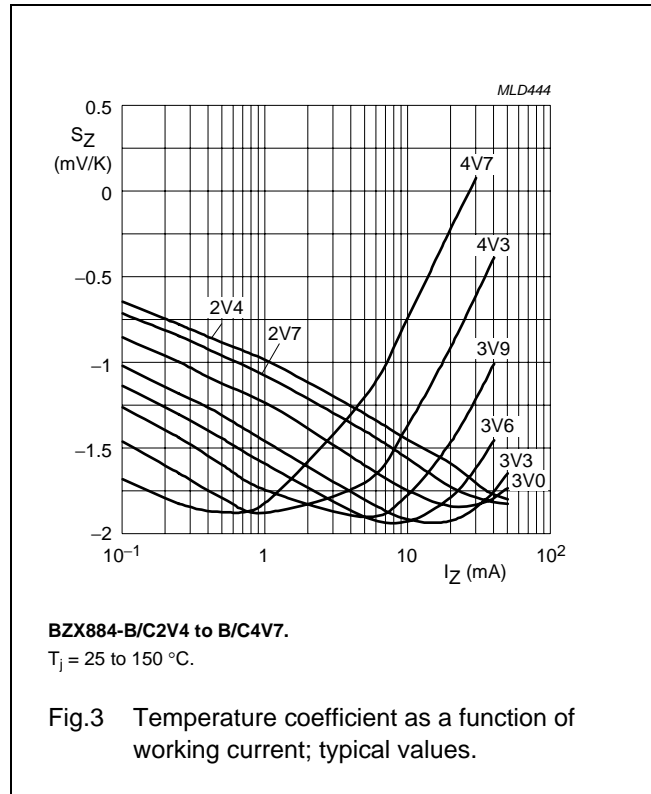
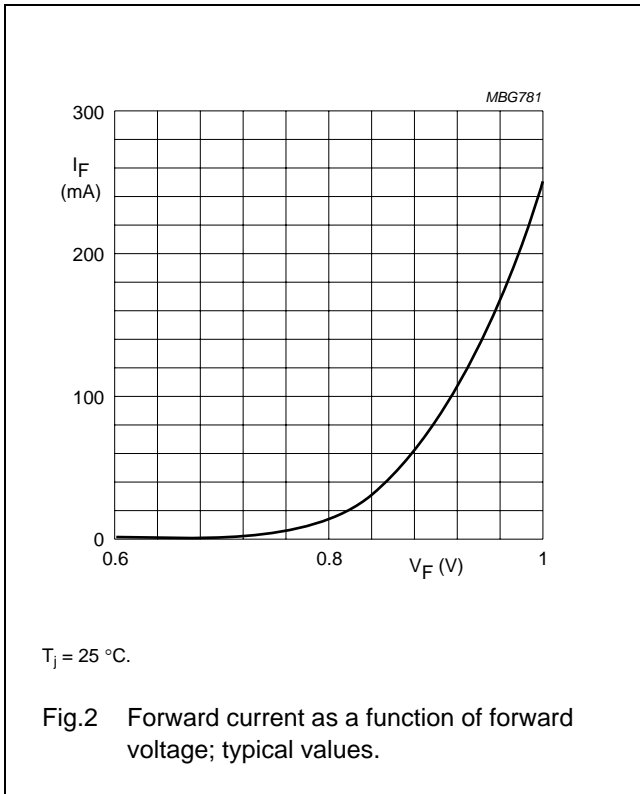
Table 2 Per type BZX884-B/C27 to B/C75
 $T_j = 25\text{ °C}$ unless otherwise specified.

BZX884- B or C XXX	WORKING VOLTAGE V_Z (V) at $I_{Ztest} = 2\text{ mA}$				DIFFERENTIAL RESISTANCE r_{dif} (Ω)				TEMP. COEFF. S_Z (mV/K) at $I_{Ztest} = 2\text{ mA}$ (see Figs 3 and 4)	DIODE CAP. C_d (pF) at $f = 1\text{ MHz}$; $V_R = 0\text{ V}$	NON-REPETITIVE PEAK REVERSE CURRENT I_{ZSM} (A) at $t_p = 100\text{ }\mu\text{s}$; $T_{amb} = 25\text{ °C}$
	Tol. $\pm 2\%$ (B)		Tol. $\pm 5\%$ (C)		at $I_{Ztest} = 0.5\text{ mA}$		at $I_{Ztest} = 2\text{ mA}$				
	MIN.	MAX.	MIN.	MAX.	TYP.	MAX.	TYP.	MAX.			
27	26.46	27.54	25.65	28.35	65	300	25	80	23.4	50	1.0
30	29.40	30.60	28.50	31.50	70	300	30	80	26.6	50	1.0
33	32.34	33.66	31.35	34.65	75	325	35	80	29.7	45	0.9
36	35.28	36.72	34.20	37.80	80	350	35	90	33.0	45	0.8
39	38.22	39.78	37.05	40.95	80	350	40	130	36.4	45	0.7
43	42.14	43.86	40.85	45.15	85	375	45	150	41.2	40	0.6
47	46.06	47.94	44.65	49.35	85	375	50	170	46.1	40	0.5
51	49.98	52.02	48.45	53.55	90	400	60	180	51.0	40	0.4
56	54.88	57.12	53.20	58.80	100	425	70	200	57.0	40	0.3
62	60.76	63.24	58.90	65.10	120	450	80	215	64.4	35	0.3
68	66.64	69.36	64.60	71.40	150	475	90	240	71.7	35	0.25
75	73.50	76.50	71.25	78.75	170	500	95	255	80.2	35	0.2

Voltage regulator diodes

BZX884 series

GRAPHICAL DATA



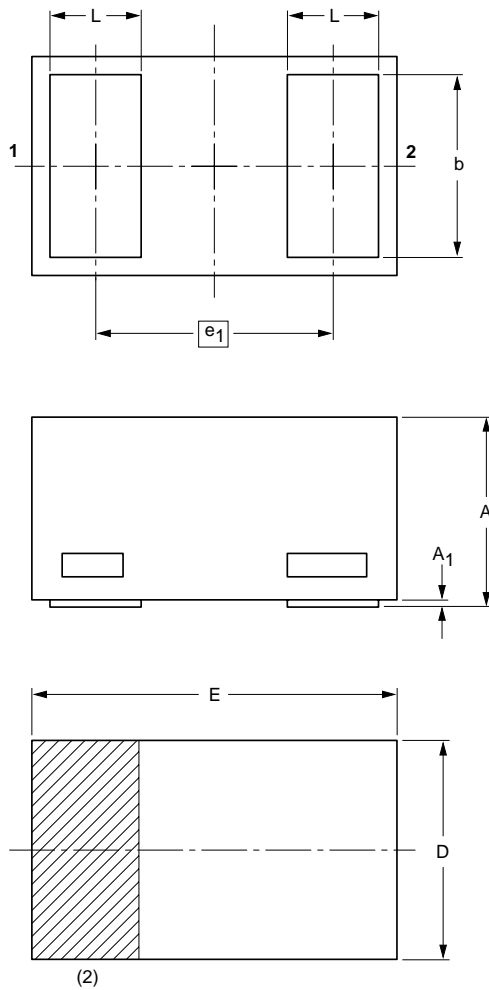
Voltage regulator diodes

BZX884 series

PACKAGE OUTLINE

Leadless ultra small plastic package; 2 terminals; body 1.0 x 0.6 x 0.5 mm

SOD882



DIMENSIONS (mm are the original dimensions)

UNIT	A ⁽¹⁾	A ₁ max.	b	D	E	e ₁	L
mm	0.50 0.46	0.03	0.55 0.47	0.62 0.55	1.02 0.95	0.65	0.30 0.22

Notes

- 1. Including plating thickness
- 2. The marking bar indicates the cathode

OUTLINE VERSION	REFERENCES			EUROPEAN PROJECTION	ISSUE DATE
	IEC	JEDEC	JEITA		
SOD882					03-04-16 03-04-17

Voltage regulator diodes

BZX884 series

SOLDERING

Reflow soldering is the only recommended soldering method.

DATA SHEET STATUS

DOCUMENT STATUS ⁽¹⁾	PRODUCT STATUS ⁽²⁾	DEFINITION
Objective data sheet	Development	This document contains data from the objective specification for product development.
Preliminary data sheet	Qualification	This document contains data from the preliminary specification.
Product data sheet	Production	This document contains the product specification.

Notes

1. Please consult the most recently issued document before initiating or completing a design.
2. The product status of device(s) described in this document may have changed since this document was published and may differ in case of multiple devices. The latest product status information is available on the Internet at URL <http://www.nxp.com>.

DISCLAIMERS

General — Information in this document is believed to be accurate and reliable. However, NXP Semiconductors does not give any representations or warranties, expressed or implied, as to the accuracy or completeness of such information and shall have no liability for the consequences of use of such information.

Right to make changes — NXP Semiconductors reserves the right to make changes to information published in this document, including without limitation specifications and product descriptions, at any time and without notice. This document supersedes and replaces all information supplied prior to the publication hereof.

Suitability for use — NXP Semiconductors products are not designed, authorized or warranted to be suitable for use in medical, military, aircraft, space or life support equipment, nor in applications where failure or malfunction of an NXP Semiconductors product can reasonably be expected to result in personal injury, death or severe property or environmental damage. NXP Semiconductors accepts no liability for inclusion and/or use of NXP Semiconductors products in such equipment or applications and therefore such inclusion and/or use is at the customer's own risk.

Applications — Applications that are described herein for any of these products are for illustrative purposes only. NXP Semiconductors makes no representation or warranty that such applications will be suitable for the specified use without further testing or modification.

Limiting values — Stress above one or more limiting values (as defined in the Absolute Maximum Ratings

System of IEC 60134) may cause permanent damage to the device. Limiting values are stress ratings only and operation of the device at these or any other conditions above those given in the Characteristics sections of this document is not implied. Exposure to limiting values for extended periods may affect device reliability.

Terms and conditions of sale — NXP Semiconductors products are sold subject to the general terms and conditions of commercial sale, as published at <http://www.nxp.com/profile/terms>, including those pertaining to warranty, intellectual property rights infringement and limitation of liability, unless explicitly otherwise agreed to in writing by NXP Semiconductors. In case of any inconsistency or conflict between information in this document and such terms and conditions, the latter will prevail.

No offer to sell or license — Nothing in this document may be interpreted or construed as an offer to sell products that is open for acceptance or the grant, conveyance or implication of any license under any copyrights, patents or other industrial or intellectual property rights.

Export control — This document as well as the item(s) described herein may be subject to export control regulations. Export might require a prior authorization from national authorities.

Quick reference data — The Quick reference data is an extract of the product data given in the Limiting values and Characteristics sections of this document, and as such is not complete, exhaustive or legally binding.

NXP Semiconductors

Customer notification

This data sheet was changed to reflect the new company name NXP Semiconductors. No changes were made to the content, except for the legal definitions and disclaimers.

Contact information

For additional information please visit: <http://www.nxp.com>

For sales offices addresses send e-mail to: salesaddresses@nxp.com

© NXP B.V. 2009

All rights are reserved. Reproduction in whole or in part is prohibited without the prior written consent of the copyright owner.

The information presented in this document does not form part of any quotation or contract, is believed to be accurate and reliable and may be changed without notice. No liability will be accepted by the publisher for any consequence of its use. Publication thereof does not convey nor imply any license under patent- or other industrial or intellectual property rights.

Printed in The Netherlands

R76/02/pp10

Date of release: 2004 Mar 26

Document order number: 9397 750 12713



Mouser Electronics

Authorized Distributor

Click to View Pricing, Inventory, Delivery & Lifecycle Information:

Nexperia:

[BZX884-B10,315](#) [BZX884-B11,315](#) [BZX884-B12,315](#) [BZX884-B13,315](#) [BZX884-B15,315](#) [BZX884-B16,315](#)
[BZX884-B18,315](#) [BZX884-B20,315](#) [BZX884-B22,315](#) [BZX884-B24,315](#) [BZX884-B27,315](#) [BZX884-B2V4,315](#)
[BZX884-B2V7,315](#) [BZX884-B30,315](#) [BZX884-B33,315](#) [BZX884-B36,315](#) [BZX884-B39,315](#) [BZX884-B3V0,315](#)
[BZX884-B3V3,315](#) [BZX884-B3V6,315](#) [BZX884-B3V9,315](#) [BZX884-B43,315](#) [BZX884-B47,315](#) [BZX884-B4V3,315](#)
[BZX884-B4V7,315](#) [BZX884-B51,315](#) [BZX884-B56,315](#) [BZX884-B5V1,315](#) [BZX884-B5V6,315](#) [BZX884-B62,315](#)
[BZX884-B6V2,315](#) [BZX884-B6V8,315](#) [BZX884-B75,315](#) [BZX884-B7V5,315](#) [BZX884-B8V2,315](#) [BZX884-B9V1,315](#)
[BZX884-C10,315](#) [BZX884-C12,315](#) [BZX884-C13,315](#) [BZX884-C15,315](#) [BZX884-C16,315](#) [BZX884-C18,315](#)
[BZX884-C20,315](#) [BZX884-C22,315](#) [BZX884-C24,315](#) [BZX884-C2V4,315](#) [BZX884-C2V7,315](#) [BZX884-C30,315](#)
[BZX884-C33,315](#) [BZX884-C36,315](#) [BZX884-C39,315](#) [BZX884-C3V0,315](#) [BZX884-C3V3,315](#) [BZX884-C3V6,315](#)
[BZX884-C3V9,315](#) [BZX884-C43,315](#) [BZX884-C4V3,315](#) [BZX884-C4V7,315](#) [BZX884-C51,315](#) [BZX884-C56,315](#)
[BZX884-C5V1,315](#) [BZX884-C5V6,315](#) [BZX884-C68,315](#) [BZX884-C6V2,315](#) [BZX884-C6V8,315](#) [BZX884-C75,315](#)
[BZX884-C7V5,315](#) [BZX884-C8V2,315](#) [BZX884-C9V1,315](#)