

CSICD10-650

**SURFACE MOUNT  
SILICON CARBIDE  
SCHOTTKY RECTIFIER  
10 AMP, 650 VOLT**




www.centrasemi.com

**DESCRIPTION:**

The CENTRAL SEMICONDUCTOR CSICD10-650 is a silicon carbide Schottky rectifier designed for high frequency systems where energy efficiency and thermal performance are critical design elements.

**MARKING: FULL PART NUMBER**



**DPAK CASE**

**FEATURES:**

- Positive temperature coefficient
- High reverse voltage
- High operating temperature (175°C MAX)
- Stable switching over temperature extremes

**APPLICATIONS:**

- Power inverters
- Industrial motor drives
- Switch-mode power supplies
- Power factor correction
- Over-current protection

**MAXIMUM RATINGS:** (T<sub>C</sub>=25°C unless otherwise noted)

	<b>SYMBOL</b>		<b>UNITS</b>
Peak Repetitive Reverse Voltage	V <sub>RRM</sub>	650	V
Peak Reverse Surge Voltage	V <sub>RSM</sub>	650	V
DC Blocking Voltage	V <sub>R</sub>	650	V
Continuous Forward Current (T <sub>C</sub> =152°C)	I <sub>F</sub>	10	A
Peak Forward Surge Current, tp=10ms	I <sub>FSM</sub>	70	A
Single Pulse Avalanche Energy (Note 1)	E <sub>AS</sub>	84	mJ
Power Dissipation	P <sub>D</sub>	93	W
Power Dissipation (T <sub>C</sub> =152°C)	P <sub>D</sub>	25	W
Operating and Storage Junction Temperature	T <sub>J</sub> , T <sub>stg</sub>	-55 to +175	°C
Thermal Resistance	θ <sub>JC</sub>	1.6	°C/W

Note 1: L=5.0mH, I<sub>PK</sub>=5.5A, V<sub>DD</sub>=100V, Initial T<sub>J</sub>=25°C

**ELECTRICAL CHARACTERISTICS:** (T<sub>J</sub>=25°C unless otherwise noted)

<b>SYMBOL</b>	<b>TEST CONDITIONS</b>	<b>MIN</b>	<b>TYP</b>	<b>MAX</b>	<b>UNIT</b>
I <sub>R</sub>	V <sub>R</sub> =650V		10	60	μA
I <sub>R</sub>	V <sub>R</sub> =650V, T <sub>J</sub> =175°C		150		μA
BV <sub>R</sub>	I <sub>R</sub> =60μA	650			V
V <sub>F</sub>	I <sub>F</sub> =10A		1.5	1.7	V
V <sub>F</sub>	I <sub>F</sub> =10A, T <sub>J</sub> =150°C		1.68	2.0	V
V <sub>F</sub>	I <sub>F</sub> =10A, T <sub>J</sub> =175°C		1.75	2.1	V
Q <sub>C</sub>	V <sub>R</sub> =400V		23		nC
C <sub>J</sub>	V <sub>R</sub> =1.0V, f=1.0MHz		327		pF
C <sub>J</sub>	V <sub>R</sub> =300V, f=1.0MHz		38		pF
C <sub>J</sub>	V <sub>R</sub> =600V, f=1.0MHz		34		pF

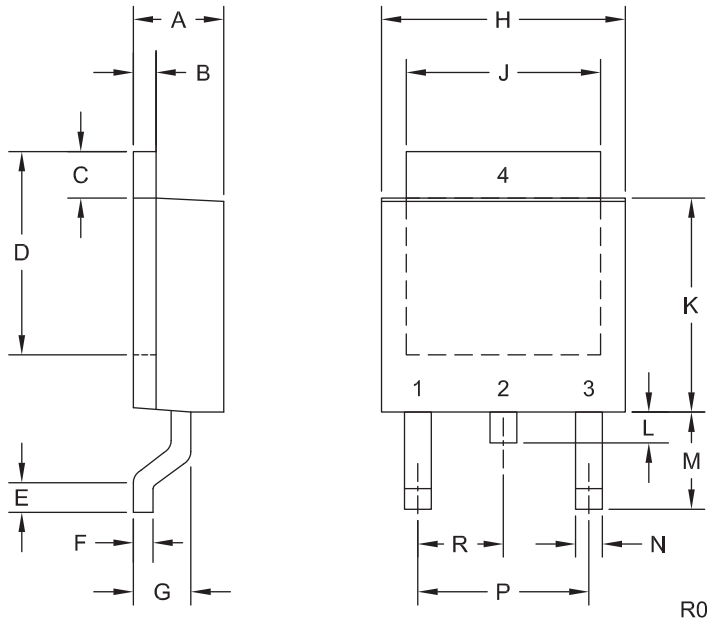
R2 (17-October 2017)

CSICD10-650

**SURFACE MOUNT  
SILICON CARBIDE  
SCHOTTKY RECTIFIER  
10 AMP, 650 VOLT**



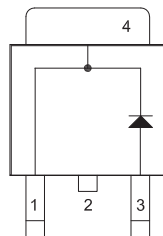
**DPAK CASE - MECHANICAL OUTLINE**



**LEAD CODE:**

- 1) Cathode
  - 2) Cathode
  - 3) Anode
  - 4) Cathode
- Pin 2 is common to the tab (4)

**MARKING: FULL PART NUMBER**



SYMBOL	DIMENSIONS			
	INCHES		MILLIMETERS	
	MIN	MAX	MIN	MAX
A	0.083	0.108	2.10	2.75
B	0.016	0.032	0.40	0.81
C	0.035	0.063	0.89	1.60
D	0.203	0.228	5.15	5.79
E	0.020	-	0.51	-
F	0.018	0.024	0.45	0.60
G	0.051	0.071	1.30	1.80
H	0.248	0.268	6.30	6.81
J	0.197	0.217	5.00	5.50
K	0.209	0.245	5.30	6.22
L	0.025	0.040	0.64	1.02
M	0.090	0.115	2.30	2.91
N	0.012	0.045	0.30	1.14
P	0.180		4.60	
R	0.090		2.30	

DPAK (REV: R0)

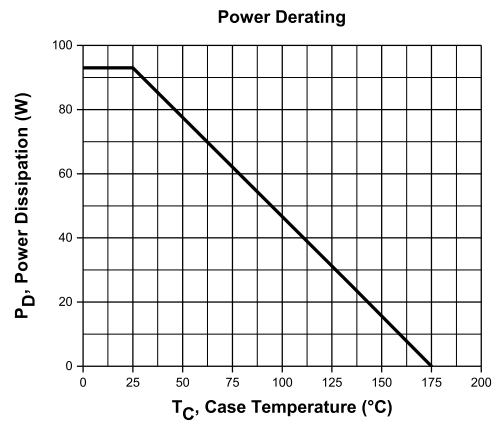
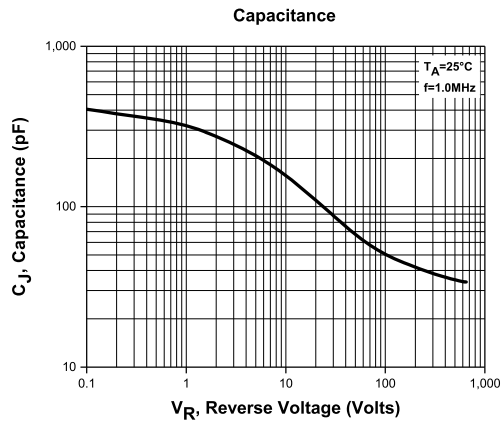
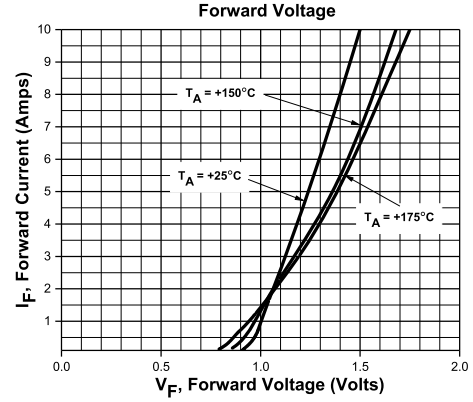
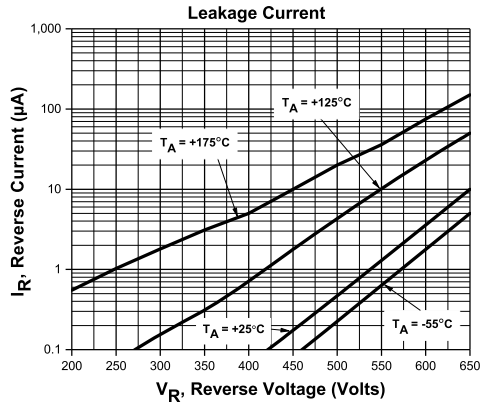
R2 (17-October 2017)

CSICD10-650

SURFACE MOUNT  
SILICON CARBIDE  
SCHOTTKY RECTIFIER  
10 AMP, 650 VOLT



### TYPICAL ELECTRICAL CHARACTERISTICS



R2 (17-October 2017)

## OUTSTANDING SUPPORT AND SUPERIOR SERVICES



---

### PRODUCT SUPPORT

Central's operations team provides the highest level of support to insure product is delivered on-time.

- Supply management (Customer portals)
- Inventory bonding
- Consolidated shipping options
- Custom bar coding for shipments
- Custom product packing

---

### DESIGNER SUPPORT/SERVICES

Central's applications engineering team is ready to discuss your design challenges. Just ask.

- Free quick ship samples (2<sup>nd</sup> day air)
- Online technical data and parametric search
- SPICE models
- Custom electrical curves
- Environmental regulation compliance
- Customer specific screening
- Up-screening capabilities
- Special wafer diffusions
- PbSn plating options
- Package details
- Application notes
- Application and design sample kits
- Custom product and package development

---

### REQUESTING PRODUCT PLATING

1. If requesting Tin/Lead plated devices, add the suffix " TIN/LEAD" to the part number when ordering (example: 2N2222A TIN/LEAD).
2. If requesting Lead (Pb) Free plated devices, add the suffix " PBFREE" to the part number when ordering (example: 2N2222A PBFREE).

---

### CONTACT US

#### Corporate Headquarters & Customer Support Team

Central Semiconductor Corp.  
145 Adams Avenue  
Hauppauge, NY 11788 USA  
Main Tel: (631) 435-1110  
Main Fax: (631) 435-1824  
Support Team Fax: (631) 435-3388  
[www.centrasemi.com](http://www.centrasemi.com)

**Worldwide Field Representatives:**  
[www.centrasemi.com/wwreps](http://www.centrasemi.com/wwreps)

**Worldwide Distributors:**  
[www.centrasemi.com/wwdistributors](http://www.centrasemi.com/wwdistributors)

---

For the latest version of Central Semiconductor's **LIMITATIONS AND DAMAGES DISCLAIMER**, which is part of Central's Standard Terms and Conditions of sale, visit: [www.centrasemi.com/terms](http://www.centrasemi.com/terms)



<http://www.centrasemi.com>

# Product End of Life Notification

<b>PDN ID:</b>	PDN01142
<b>Notification Date:</b>	2/04/20
<b>Last Buy Date:</b>	8/04/20
<b>Last Shipment Date</b>	2/04/21

Summary: All silicon carbide Schottky rectifiers in the DPAK-2L and TO-220-2 packages are discontinued and now classified as End of Life (EOL). However, Central will continue to support these products in bare die form.

Although Central Semiconductor Corp. makes every effort to continue to produce devices that have been proclaimed EOL (End of Life) by other manufacturers, it is an accepted industry practice to discontinue certain devices when customer demand falls below a minimum level of sustainability. Accordingly, the following product(s) have been transitioned to End of Life status as part of Central's ongoing Product Management Process. Any replacement products are noted below. The effective date for placing last purchase orders will be six (6) months from the date of this notice and twelve (12) months from the notice date for final shipments, and minimum order quantities may apply. The last purchase and shipment dates may be extended if inventory is available.

<b>Central Part Number</b>	<b>Replacement</b>
CSICD05-1200 BK	N/A, Stock Only
CSICD05-1200 TR13	N/A, Stock Only
CSICD10-1200 BK	N/A, Stock Only
CSICD10-1200 TR13	N/A, Stock Only
CSICD10-650 BK	N/A, Stock Only
CSICD10-650 TR13	N/A, Stock Only
CSIC10-1200	N/A, Stock Only
CSIC10-1200 SL	N/A, Stock Only
CSIC10-650 SL	N/A, Stock Only

Central would be happy to assist you by providing additional information or technical data to help locate an alternate source if we have no replacement available. Please email your requests to [engineering@centrasemi.com](mailto:engineering@centrasemi.com).

DISCLAIMER: This End of Life (EOL) notification is in accordance with JEDEC standard JESD48 - Product Discontinuance. Central Semiconductor Corp. will make every effort to offer life-time buy (LTB) opportunities and/or offer replacement devices to existing customers for discontinued devices, however, one or both may not be possible for all devices. Please contact your local Central Semiconductor sales representative for LTB opportunities/additional information.