

SPECIFICATION FOR APPROVAL

客户名称： 商联

客户品名：

版 本： REV1.0

文盛品名:YT0630-2R7M

编 号： YP1909155

日 期： 2019.9.12

客户承认签章

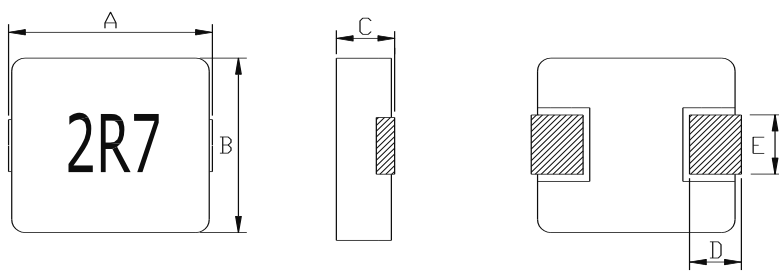
批准	检查	制作
李伟	李伟	支张娟

淮安市文盛电子有限公司
江苏省淮安市淮安区工业园区藏军洞路53号
TEL: 0517-8589 9656 FAX: 0517-8589 9328
E-mail:zf@hawensheng.com

淮安市文盛电子有限公司

客 户	商联	客户名称	
编 号	YP1909155	日期	2019.9.12

一. 产品图示和机械尺寸

	UNIT:mm <table border="1" style="width: 100%; border-collapse: collapse;"> <tr><td style="width: 20%;">A</td><td>7.0±0.3</td></tr> <tr><td>B</td><td>6.6±0.2</td></tr> <tr><td>C</td><td>2.8±0.2</td></tr> <tr><td>D</td><td>1.6±0.3</td></tr> <tr><td>E</td><td>3.0±0.3</td></tr> <tr><td> </td><td> </td></tr> <tr><td> </td><td> </td></tr> </table>	A	7.0±0.3	B	6.6±0.2	C	2.8±0.2	D	1.6±0.3	E	3.0±0.3				
A	7.0±0.3														
B	6.6±0.2														
C	2.8±0.2														
D	1.6±0.3														
E	3.0±0.3														

二. 电器特性

特性	规格	单位	公差	测试条件	测试仪器
L	2.7	uH	±20%	100KHZ/1V	Chroma3302/11050
DCR	18	mΩ	Max		Chroma16502
Isat	10A (TYP)			100KHZ/1V	Chroma3302+1320
Irms	8.5A (TYP)				

*Isat: DC current (A) that will cause L0 to drop approximately 30%

*Irms : DC current (A) that will cause an temperature rise ΔT approximate to 40°C

*All test data is referenced to 25°C ambient

*Absolute maximum voltage 30VDC

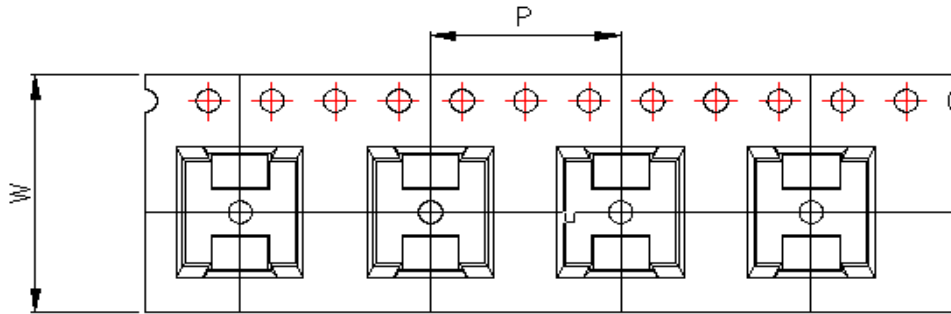
三、物料清单

NO.	名称	规格	供应商	备注
1	BASE	LF-B06*6 (T0.2)	AI QUAN Or Equal	
2	WIRE	/	TOTOKU Or Equal	UL(E339330)220°C
3	CORE	/	AN TAI Or Equal	
4	MARKING	BLACK	RI LI Or Equal	
5	COVER TAPE	13.3mm	XX Or Equal	透明、热封
6	CARRIER TAPE	YT0630-W16P12-TC-B	XX Or Equal	透明 (有孔)

淮安市文盛电子有限公司

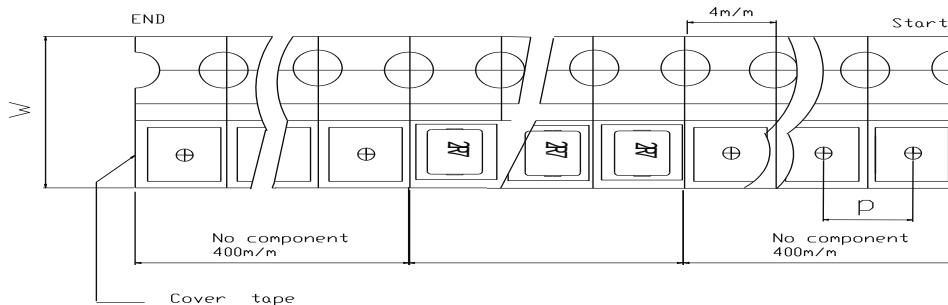
四. PACKAGING

1 CARRIER TAPE DIMENSIONS (mm)



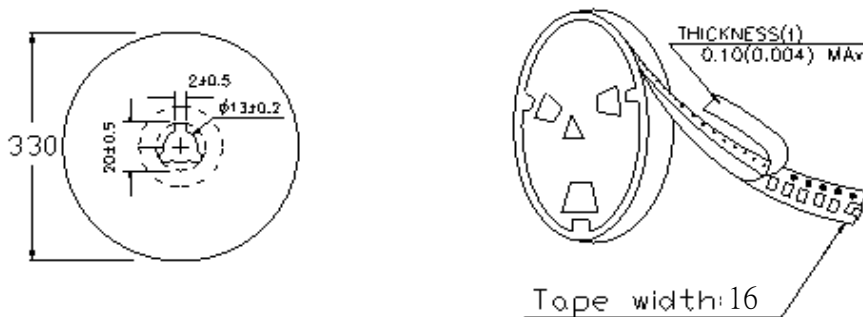
W	16
P	12

2 TAPING DIMENSIONS (mm)



备注：产品编带后，卷盘的最外层为400mmMIN, 最里层为400mmMIN.

3 REEL DIMENSIONS (mm)

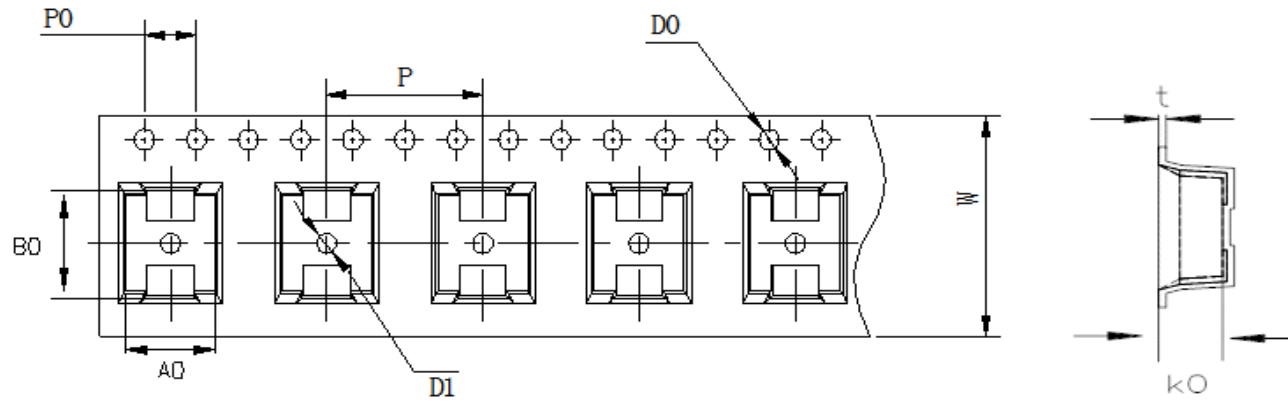


4 QUANTITY

1000pcs/Reel

淮安市文盛电子有限公司

载带全尺寸图



A0	B0	K0	t	W	P	D1	P0	D0
6.9±0.1	7.6±0.1	3.2±0.1	0.35±0.05	16±0.3	12±0.1	1.5+0.1/-0	4±0.1	1.5+0.1/-0

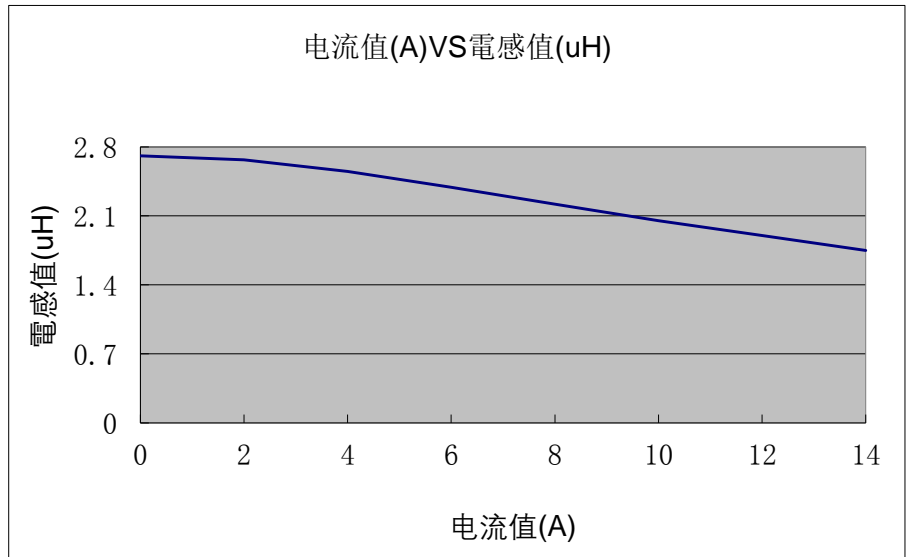
淮安市文盛电子有限公司

Mechanical Reliability																	
TEST ITEM	SPECIFICATION	TEST DETAILS															
Mechanical shock	1. No case deformation or change in appearance 2. $\Delta L/L_0 \leq \pm 10\%$	1. Acceleration: 100G 2. Pulse time: 6ms 3. Direction: $\pm X \pm Y \pm Z$ 4. 3 times in each positive and negative direction of 3 mutual perpendicular directions															
Mechanical vibration	1. No case deformation or change in appearance 2. $\Delta L/L_0 \leq \pm 10\%$	1. Reflow: 2 times 2. Frequency: 10HZ~55HZ~10HZ, 20 Min/Cycles 3. Amplitude: 1.52 mm 4. Directions: X,Y,Z 5. Time: 12 cycle / direction															
Solderability	1. No case deformation or change in appearance 2. New solder coverage More than 95%	1、Preheat: $155^{\circ}\text{C} \pm 5^{\circ}\text{C}$, 60S \pm 2S 2、Tin: lead-free. 3、Temperature: $240^{\circ}\text{C} \pm 5^{\circ}\text{C}$, flux 3.0S \pm 0.5S.															
Endurance Reliability																	
Thermal Shock	Inductance change: Within $\pm 10\%$ Without distinct damage in appearance	1. First -55°C for 30 minutes, last 125°C for 30 minutes as 1 cycle. Go through 1000 cycles. 2. Max transfer time is 3 minutes. 3. Measured at room temperature after placing for 24 ± 2 hours															
		<table border="1" style="width: 100%; border-collapse: collapse;"> <thead> <tr> <th style="width: 10%;"></th> <th style="width: 60%;">Temperature</th> <th style="width: 30%;">Duration</th> </tr> </thead> <tbody> <tr> <td style="text-align: center;">1</td> <td>$-55 \pm 2^{\circ}\text{C}$ (Thermostat No.1)</td> <td style="text-align: center;">30 min.</td> </tr> <tr> <td style="text-align: center;">2</td> <td>Standard atmospheric</td> <td style="text-align: center;">Within 3 minutes No.1→No.2</td> </tr> <tr> <td style="text-align: center;">3</td> <td>$125 \pm 2^{\circ}\text{C}$ (Thermostat No.2)</td> <td style="text-align: center;">30 min.</td> </tr> <tr> <td style="text-align: center;">4</td> <td>Standard atmospheric</td> <td style="text-align: center;">Within 3 minutes No.2→No.1</td> </tr> </tbody> </table>		Temperature	Duration	1	$-55 \pm 2^{\circ}\text{C}$ (Thermostat No.1)	30 min.	2	Standard atmospheric	Within 3 minutes No.1→No.2	3	$125 \pm 2^{\circ}\text{C}$ (Thermostat No.2)	30 min.	4	Standard atmospheric	Within 3 minutes No.2→No.1
			Temperature	Duration													
		1	$-55 \pm 2^{\circ}\text{C}$ (Thermostat No.1)	30 min.													
		2	Standard atmospheric	Within 3 minutes No.1→No.2													
3	$125 \pm 2^{\circ}\text{C}$ (Thermostat No.2)	30 min.															
4	Standard atmospheric	Within 3 minutes No.2→No.1															
1	$-55 \pm 2^{\circ}\text{C}$ (Thermostat No.1)	30 min.															
2	Standard atmospheric	Within 3 minutes No.1→No.2															
3	$125 \pm 2^{\circ}\text{C}$ (Thermostat No.2)	30 min.															
4	Standard atmospheric	Within 3 minutes No.2→No.1															
Humidity Resistance	Inductance change: Within $\pm 10\%$ Without distinct damage in appearance	1.Reflow 2 times, 2. 85°C ,85%RH,1000 hours 3.Measured at room temperature after placing for 24 ± 2 hours															
Low temperature storage	Inductance change: Within $\pm 10\%$ Without distinct damage in appearance	1. Temperature: $-55 \pm 2^{\circ}\text{C}$ 2. Time: 1000 hours 3. Measured at room temperature after placing for 24 ± 2 hours															
High temperature storage	Inductance change: Within $\pm 10\%$ Without distinct damage in appearance	1. Temperature: $+125 \pm 2^{\circ}\text{C}$ 2. Time: 1000 hours 3. Measured at room temperature after placing for 24 ± 2 hours															

淮安市文盛电子有限公司

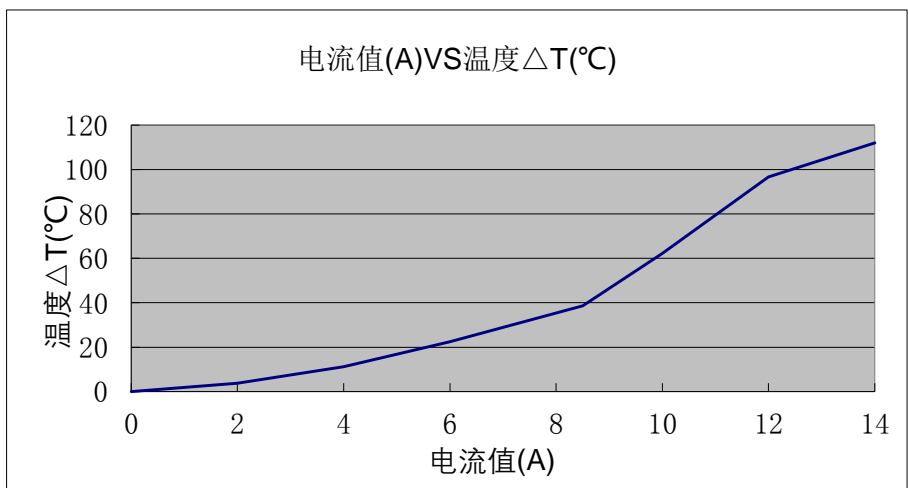
電流值VS. 電感值曲線图

電流值(A)	電感值(uH)
0.00	2.71
2.00	2.67
4.00	2.55
6.00	2.39
8.00	2.22
10.00	2.05
12.00	1.90
14.00	1.75



電流值VS. 溫度曲線图

電流值(A)	溫度 $\Delta T(^{\circ}C)$
0.00	0.0
2.00	3.7
4.00	11.2
6.00	22.4
8.50	38.7
10.00	62.2
12.00	96.7
14.00	112.0



淮安市文盛电子有限公司

样品测试数据表

客 户	商联			客户名称			
编 号	YP1909155			日期	2019.9.12		
一.特性测试							
测试项目	L (uH)	L IDC (uH)		$\Delta L/L$ (%)	DCR (m Ω)		
规格范围	2.7 \pm 20%	(+0A)	(+10A)	30%TYP	18MAX		
测试条件	100KHZ/1V	100KHZ/1V					
1	2.53	2.56	1.93	24.6%	16.3		
2	2.79	2.44	1.82	25.4%	16.2		
3	2.45	2.51	1.89	24.7%	16.3		
4	2.75	2.48	1.86	25.0%	16.2		
5	2.69	2.59	1.93	25.5%	16.2		
6	2.54	2.56	1.90	25.8%	16.1		
7	2.74	2.45	1.83	25.3%	16.2		
8	2.53	2.52	1.87	25.8%	16.3		
9	2.79	2.50	1.85	26.0%	16.1		
10	2.83	2.58	1.94	24.8%	16.2		
MAX	2.83	2.59	1.94	26.0%	16.3		
MIN	2.45	2.44	1.82	24.6%	16.1		
AVG.	2.66	2.52	1.88	25.3%	16.2		
二.尺寸测试 (UNIT:mm)							
NO.	A	B	C	D	E		
规格范围	7.0 \pm 0.3	6.6 \pm 0.2	2.8 \pm 0.2	1.6 \pm 0.3	3.0 \pm 0.3		
量测设备	游标卡尺						
1	7.14	6.66	2.95	1.46	2.94		
2	7.14	6.65	2.95	1.50	2.92		
3	7.13	6.64	2.95	1.47	2.92		
4	7.14	6.66	2.95	1.49	2.92		
5	7.13	6.66	2.95	1.54	2.91		
6	7.19	6.67	2.94	1.45	2.93		
7	7.15	6.68	2.93	1.44	2.93		
8	7.17	6.66	2.95	1.47	2.92		
9	7.13	6.65	2.94	1.46	2.93		
10	7.10	6.66	2.94	1.44	2.94		
MAX	7.19	6.68	2.95	1.54	2.94		
MIN	7.10	6.64	2.93	1.44	2.91		
AVG.	7.14	6.66	2.95	1.47	2.93		

核准：李伟

检查：李伟

制作：支张娟