



Is Now Part of



**ON Semiconductor®**

To learn more about ON Semiconductor, please visit our website at  
[www.onsemi.com](http://www.onsemi.com)

Please note: As part of the Fairchild Semiconductor integration, some of the Fairchild orderable part numbers will need to change in order to meet ON Semiconductor's system requirements. Since the ON Semiconductor product management systems do not have the ability to manage part nomenclature that utilizes an underscore (\_), the underscore (\_) in the Fairchild part numbers will be changed to a dash (-). This document may contain device numbers with an underscore (\_). Please check the ON Semiconductor website to verify the updated device numbers. The most current and up-to-date ordering information can be found at [www.onsemi.com](http://www.onsemi.com). Please email any questions regarding the system integration to [Fairchild\\_questions@onsemi.com](mailto:Fairchild_questions@onsemi.com).


ON Semiconductor and the ON Semiconductor logo are trademarks of Semiconductor Components Industries, LLC dba ON Semiconductor or its subsidiaries in the United States and/or other countries. ON Semiconductor owns the rights to a number of patents, trademarks, copyrights, trade secrets, and other intellectual property. A listing of ON Semiconductor's product/patent coverage may be accessed at [www.onsemi.com/site/pdf/Patent-Marking.pdf](http://www.onsemi.com/site/pdf/Patent-Marking.pdf). ON Semiconductor reserves the right to make changes without further notice to any products herein. ON Semiconductor makes no warranty, representation or guarantee regarding the suitability of its products for any particular purpose, nor does ON Semiconductor assume any liability arising out of the application or use of any product or circuit, and specifically disclaims any and all liability, including without limitation special, consequential or incidental damages. Buyer is responsible for its products and applications using ON Semiconductor products, including compliance with all laws, regulations and safety requirements or standards, regardless of any support or applications information provided by ON Semiconductor. "Typical" parameters which may be provided in ON Semiconductor data sheets and/or specifications can and do vary in different applications and actual performance may vary over time. All operating parameters, including "Typicals" must be validated for each customer application by customer's technical experts. ON Semiconductor does not convey any license under its patent rights nor the rights of others. ON Semiconductor products are not designed, intended, or authorized for use as a critical component in life support systems or any FDA Class 3 medical devices or medical devices with a same or similar classification in a foreign jurisdiction or any devices intended for implantation in the human body. Should Buyer purchase or use ON Semiconductor products for any such unintended or unauthorized application, Buyer shall indemnify and hold ON Semiconductor and its officers, employees, subsidiaries, affiliates, and distributors harmless against all claims, costs, damages, and expenses, and reasonable attorney fees arising out of, directly or indirectly, any claim of personal injury or death associated with such unintended or unauthorized use, even if such claim alleges that ON Semiconductor was negligent regarding the design or manufacture of the part. ON Semiconductor is an Equal Opportunity/Affirmative Action Employer. This literature is subject to all applicable copyright laws and is not for resale in any manner.



# KSC2752

KSC2752

**High Speed  
High Voltage Switching Industrial Use**



TO-126  
1. Emitter 2. Collector 3. Base

## NPN Epitaxial Silicon Transistor

**Absolute Maximum Ratings**  $T_C=25^\circ\text{C}$  unless otherwise noted

Symbol	Parameter	Value	Units
$V_{CBO}$	Collector-Base Voltage	500	V
$V_{CEO}$	Collector-Emitter Voltage	400	V
$V_{EBO}$	Emitter-Base Voltage	7	V
$I_C$	Collector Current (DC)	0.5	A
$I_{CP}$	*Collector Current (Pulse)	1	A
$I_B$	Base Current (DC)	0.25	A
$P_C$	Collector Dissipation ( $T_a=25^\circ\text{C}$ )	1	W
$P_C$	Collector Dissipation ( $T_C=25^\circ\text{C}$ )	10	W
$T_J$	Junction Temperature	150	$^\circ\text{C}$
$T_{STG}$	Storage Temperature	- 55 ~ 150	$^\circ\text{C}$

\*  $PW \leq 300\mu\text{s}$ , Duty Cycle  $\leq 10\%$

**Electrical Characteristics**  $T_C=25^\circ\text{C}$  unless otherwise noted

Symbol	Parameter	Test Condition	Min.	Max.	Units
$V_{CEO(sus)}$	Collector-Emitter Sustaining Voltage	$I_C = 0.3\text{A}$ , $I_{B1} = 0.06\text{A}$ , $L = 10\text{mH}$	400		V
$V_{CEX(sus)1}$	Collector-Emitter Sustaining Voltage	$I_C = 0.3\text{A}$ , $I_{B1} = -I_{B2} = 0.06\text{A}$ $V_{BE(off)} = -5\text{V}$ , $L = 10\text{mH}$ , Clamped	450		V
$V_{CEX(sus)2}$	Collector-Emitter Sustaining Voltage	$I_C = 0.6\text{A}$ , $I_{B1} = 0.2\text{A}$ , $I_{B2} = -0.06\text{A}$ $V_{BE(off)} = -5\text{V}$ , $L = 10\text{mH}$ , Clamped	400		V
$I_{CBO}$	Collector Cut-off Current	$V_{CB} = 400\text{V}$ , $I_E = 0$		10	$\mu\text{A}$
$I_{CER}$	Collector Cut-off Current	$V_{CE} = 400\text{V}$ , $R_{BE} = 51\Omega$ , $T_C = 125^\circ\text{C}$		1	mA
$I_{CEX1}$	Collector Cut-off Current	$V_{CE} = 400\text{V}$ , $R_{BE(off)} = -1.5\text{V}$		10	$\mu\text{A}$
$I_{CEX2}$	Collector Cut-off Current	$V_{CE} = 400\text{V}$ , $R_{BE(off)} = -1.5\text{V}$ @ $T_C = 125^\circ\text{C}$		1	mA
$I_{EBO}$	Emitter Cut-off Current	$V_{EB} = 5\text{V}$ , $I_C = 0$		10	$\mu\text{A}$
$h_{FE1}$ $h_{FE2}$	* DC Current Gain	$V_{CE} = 5\text{V}$ , $I_C = 0.05\text{A}$ $V_{CE} = 5\text{V}$ , $I_C = 0.3\text{A}$	20 10	80	
$V_{CE(sat)}$	* Collector-Emitter Saturation Voltage	$I_C = 0.3\text{A}$ , $I_B = 0.06\text{A}$		1	V
$V_{BE(sat)}$	* Base-Emitter Saturation Voltage	$I_C = 0.3\text{A}$ , $I_B = 0.06\text{A}$		2	V
$t_{ON}$	Turn ON Time	$V_{CC} = 150\text{V}$ , $I_C = 0.3\text{A}$		1	$\mu\text{s}$
$t_{STG}$	Storage Time	$I_{B1} = -I_{B2} = 0.06\text{A}$ , $R_L = 500\Omega$ $PW = 50\mu\text{s}$ , Duty Cycle $\leq 2\%$		2.5	$\mu\text{s}$
$t_F$	Fall Time			1	$\mu\text{s}$

\* Pulse Test:  $PW \leq 350\mu\text{s}$ , Duty Cycle  $\leq 2\%$  Pulsed

## $h_{FE}$ Classification

Classification	R	O	Y
$h_{FE1}$	20 ~ 40	30 ~ 60	40 ~ 80

# Typical Characteristics

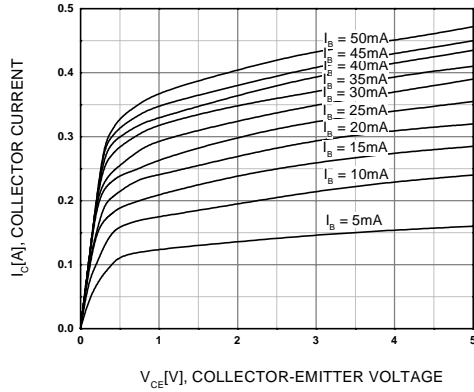


Figure 1. Static Characteristic

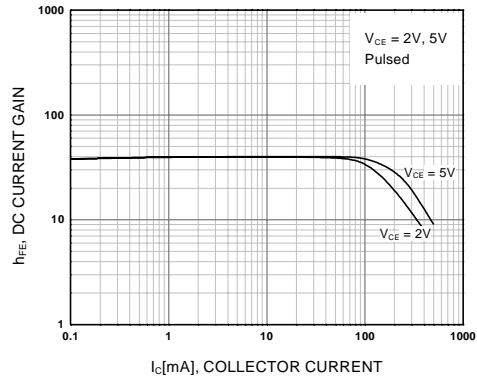


Figure 2. DC current Gain

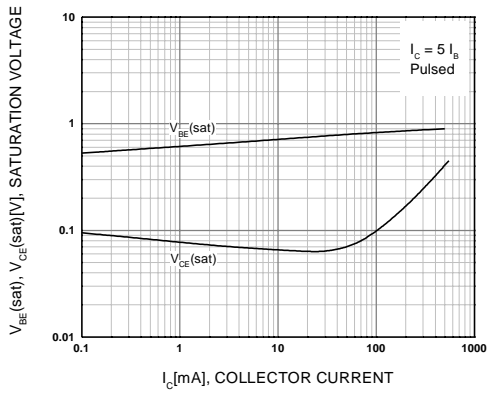


Figure 3. Base-Emitter Saturation Voltage  
Collector-Emitter Saturation Voltage

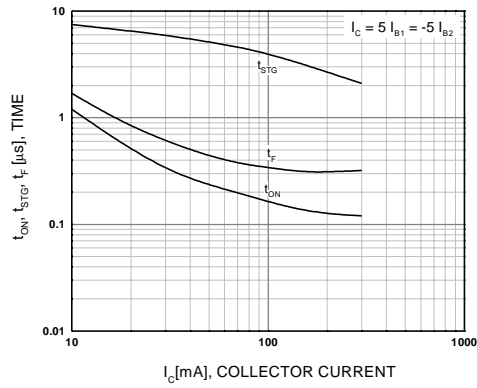


Figure 4. Switching Time

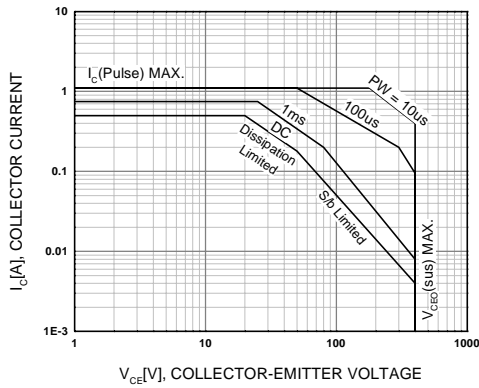


Figure 5. Safe Operating Area

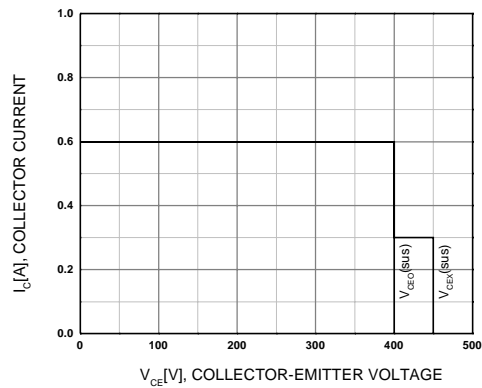


Figure 6. Reverse Bias Safe Operating Area

### Typical Characteristics (Continued)

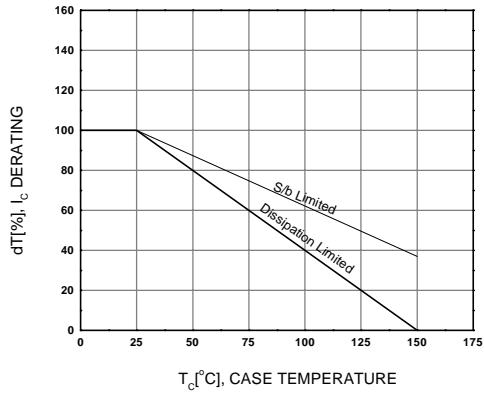


Figure 7. Derating Curve of Safe Operating Area

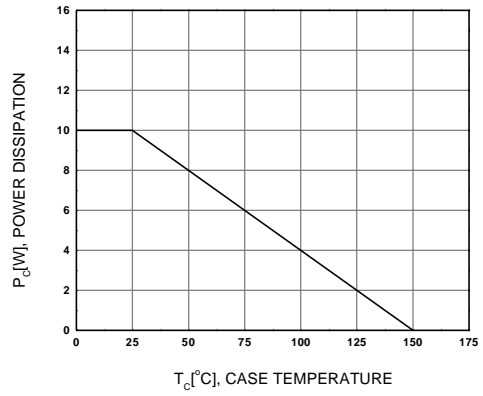


Figure 8. Power Derating



TOP VIEW



SIDE VIEW



FRONT VIEW

PRODUCTION CODE	TERMINAL LENGTH "D"	TERMINAL LENGTH "E"
TSSTU	3.45 - 4.05	6.45-7.45
TSTU	2.36 - 2.96	5.36-6.36
NONE (STD LENGTH)	12.76 - 13.36	15.76-16.76

NOTES:

- A. NO INDUSTRY STANDARD APPLIES TO THIS PACKAGE
- B. ALL DIMENSIONS ARE IN MILLIMETERS
- C. DIMENSIONS ARE EXCLUSIVE OF BURRS, MOLD FLASH, AND TIE BAR PROTRUSIONS

 FOR TERMINAL LENGTH "D", REFER TO TABLE

 FOR TERMINAL LENGTH "E", REFER TO TABLE

F. DRAWING FILENAME: MKT-TO126AArev2



ON Semiconductor and  are trademarks of Semiconductor Components Industries, LLC dba ON Semiconductor or its subsidiaries in the United States and/or other countries. ON Semiconductor owns the rights to a number of patents, trademarks, copyrights, trade secrets, and other intellectual property. A listing of ON Semiconductor's product/patent coverage may be accessed at [www.onsemi.com/site/pdf/Patent-Marking.pdf](http://www.onsemi.com/site/pdf/Patent-Marking.pdf). ON Semiconductor reserves the right to make changes without further notice to any products herein. ON Semiconductor makes no warranty, representation or guarantee regarding the suitability of its products for any particular purpose, nor does ON Semiconductor assume any liability arising out of the application or use of any product or circuit, and specifically disclaims any and all liability, including without limitation special, consequential or incidental damages. Buyer is responsible for its products and applications using ON Semiconductor products, including compliance with all laws, regulations and safety requirements or standards, regardless of any support or applications information provided by ON Semiconductor. "Typical" parameters which may be provided in ON Semiconductor data sheets and/or specifications can and do vary in different applications and actual performance may vary over time. All operating parameters, including "Typicals" must be validated for each customer application by customer's technical experts. ON Semiconductor does not convey any license under its patent rights nor the rights of others. ON Semiconductor products are not designed, intended, or authorized for use as a critical component in life support systems or any FDA Class 3 medical devices or medical devices with a same or similar classification in a foreign jurisdiction or any devices intended for implantation in the human body. Should Buyer purchase or use ON Semiconductor products for any such unintended or unauthorized application, Buyer shall indemnify and hold ON Semiconductor and its officers, employees, subsidiaries, affiliates, and distributors harmless against all claims, costs, damages, and expenses, and reasonable attorney fees arising out of, directly or indirectly, any claim of personal injury or death associated with such unintended or unauthorized use, even if such claim alleges that ON Semiconductor was negligent regarding the design or manufacture of the part. ON Semiconductor is an Equal Opportunity/Affirmative Action Employer. This literature is subject to all applicable copyright laws and is not for resale in any manner.

## PUBLICATION ORDERING INFORMATION

### LITERATURE FULFILLMENT:

Literature Distribution Center for ON Semiconductor  
19521 E. 32nd Pkwy, Aurora, Colorado 80011 USA  
**Phone:** 303-675-2175 or 800-344-3860 Toll Free USA/Canada  
**Fax:** 303-675-2176 or 800-344-3867 Toll Free USA/Canada  
**Email:** [orderlit@onsemi.com](mailto:orderlit@onsemi.com)

**N. American Technical Support:** 800-282-9855 Toll Free  
USA/Canada  
**Europe, Middle East and Africa Technical Support:**  
Phone: 421 33 790 2910  
**Japan Customer Focus Center**  
Phone: 81-3-5817-1050

**ON Semiconductor Website:** [www.onsemi.com](http://www.onsemi.com)  
**Order Literature:** <http://www.onsemi.com/orderlit>  
For additional information, please contact your local  
Sales Representative