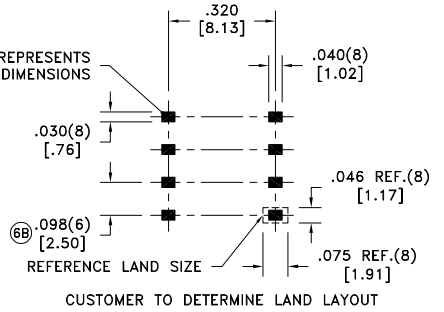
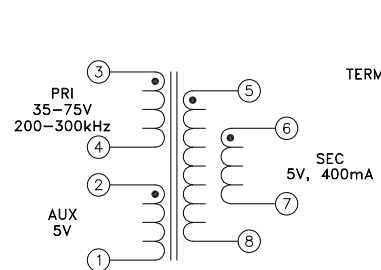
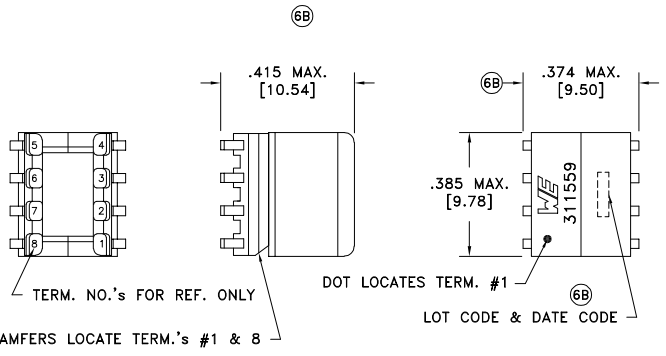


CUSTOMER TERMINAL	RoHS	LEAD(Pb)-FREE
Sn96%, Ag4%	Yes	Yes



ELECTRICAL SPECIFICATIONS @ 25°C unless otherwise noted:

PARAMETER	TEST CONDITIONS	VALUE
D.C. RESISTANCE	5-7 tie(5+6, 7+8), @20°C	0.060 ohms max.
D.C. RESISTANCE	1-2 @20°C	0.215 ohms ±20%
D.C. RESISTANCE	3-4 @20°C	0.750 ohms ±10%
INDUCTANCE	3-4 10kHz, 10mVAC, Ls	175uH ±10%
SATURATION CURRENT	20% rolloff from initial	800mA
LEAKAGE INDUCTANCE	3-4 tie(1+2, 5+6+7+8), 100kHz, 10mVAC, Ls	1.50uH typ., 3.0uH max.
DIELECTRIC	1-8 tie(2+3, 5+6), 1875VAC, 1 second	1500VAC, 1 minute
TURNS RATIO	(3-4):(2-1)	4:1, ±1%
TURNS RATIO	(3-4):(5-8)	4:1, ±1%
TURNS RATIO	(3-4):(6-7)	4:1, ±1%



Customer to tie terminals 5+6 and 7+8 on PC board.

Application of the transformer allows for the leadwires between terminals 5&6 and 7&8 to solder bridge.

GENERAL SPECIFICATIONS:

OPERATING TEMPERATURE RANGE: -40°C to +125°C including temp rise.

Wire insulation & RoHS status not affected by wire color.  
Wire insulation color may vary depending on availability.

REV.	DATE	Packaging Specifications	CONVENTION PLACEMENT
6D	6/22	Method: Tape & Reel	
6C	12/21	PKG-0410	
6B	2/21	www.we-online.com/midcom	
6A	1/11	SEE REVISION SHEET FOR REVISION LEVEL	

Tolerances unless otherwise specified:  
Angles: ±1°  
Fractions: ±1/64  
Decimals: ±.005 [.13]  
Footprint: ±.005 [.13]

This drawing is dual dimensioned. Dimensions in brackets are in millimeters.

DRAWING TITLE  
**TRANSFORMER**

eiSos p/n: 750311559

PART NO.  
**750311559**

compliant RoHS

SPECIFICATION SHEET 1 OF 1