

Mounting base housing - ME 22,5 F-UT GN



2854131

<https://www.phoenixcontact.com/us/products/2854131>

Please be informed that the data shown in this PDF document is generated from our Online Catalog. Please find the complete data in the user documentation. Our General Terms of Use for Downloads are valid.



DIN rail housing, Lower housing part with metal foot catch, flat design, with vents, width: 22.6 mm, height: 99 mm, depth: 84.8 mm, color: green (6021), cross connection: without bus connector, number of positions cross connector: not relevant

Your advantages

- Tool-free mounting
- Available in overall widths from 12.5 mm to 90 mm, modular extension possible
- Flammability rating V0 in accordance with UL 94
- Variety of connection technology
- Can be mounted on the DIN rail
- With integrated or DIN-rail-mountable bus connector as an option

Commercial Data

Item number	2854131
Packing unit	1 pc
Minimum order quantity	10 pc
Sales Key	A13
Product Key	ACHAAA
Catalog Page	Page 659 (C-1-2013)
GTIN	4017918190163
Weight per Piece (including packing)	36.94 g
Weight per Piece (excluding packing)	30.94 g
Customs tariff number	85389099
Country of origin	DE

Mounting base housing - ME 22,5 F-UT GN



2854131

<https://www.phoenixcontact.com/us/products/2854131>

Technical Data

Notes

Assembly instruction:

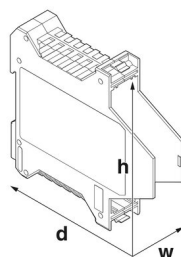
Refer to the data sheet for the range in the download area.

Product properties

Type	Lower housing parts with vents, housing cover necessary to complete the module
Product type	Lower part of the housing
Type	Lower housing part with metal foot catch, flat design
Housing type	DIN rail housing
Ventilation openings present	yes
Housing series	ME

Dimensions

Dimensional drawing



Width	22.6 mm
Height	99 mm
Depth	84.8 mm
Depth from top edge of DIN rail	78.2 mm
Depth from top edge of DIN rail to support point on upper part	46 mm

PCB design

PCB thickness	1.4 mm ... 1.8 mm
---------------	-------------------

Material specifications

Color	green (6021)
Flammability rating according to UL 94	V0
CTI according to IEC 60112	600
Surface characteristics	untreated
Housing material	Polyamide

Environmental and real-life conditions

Power dissipation single housing for 20 °C

Ambient temperature	20 °C
Reduction factor	1
Mounting position	vertical

Mounting base housing - ME 22,5 F-UT GN



2854131

<https://www.phoenixcontact.com/us/products/2854131>

Power dissipation	5.9 W
-------------------	-------

Power dissipation single housing for 30 °C

Ambient temperature	30 °C
Reduction factor	0.91
Mounting position	vertical
Power dissipation	5.4 W

Power dissipation single housing for 40 °C

Ambient temperature	40 °C
Reduction factor	0.81
Mounting position	vertical
Power dissipation	4.8 W

Power dissipation single housing for 50 °C

Ambient temperature	50 °C
Reduction factor	0.7
Mounting position	vertical
Power dissipation	4.1 W

Power dissipation single housing for 60 °C

Ambient temperature	60 °C
Reduction factor	0.57
Mounting position	vertical
Power dissipation	3.35 W

Power dissipation single housing for 70 °C

Ambient temperature	70 °C
Reduction factor	0.49
Mounting position	vertical
Power dissipation	2.9 W

Vibration test

Specification	IEC 60068-2-6:2007-12
Frequency	10 - 150 - 10 Hz
Sweep speed	1 octave/min
Amplitude	0.15 mm (10 - 58.1 Hz)
Acceleration	2g (58.1 - 150 Hz)
Test duration per axis	2.5 h
Test directions	X-, Y- and Z-axis

Glow-wire test

Specification	DIN EN 60695-2-11 (VDE 0471-2-11):2014-11
Temperature	850 °C
Time of exposure	30 s

Thermal stability / ball thrust test

Specification	IEC 60695-10-2:2014-02
---------------	------------------------

Mounting base housing - ME 22,5 F-UT GN



2854131

<https://www.phoenixcontact.com/us/products/2854131>

Temperature	125 °C
Test duration	1 h
Force	20 N

Mechanical strength / tumbling barrel

Specification	IEC 60998-1:2002-12
Height of fall	50 cm
Frequency	10

Shocks

Specification	IEC 60068-2-27:2008-02
Pulse shape	Half-sine
Acceleration	15g
Shock duration	11 ms
Number of shocks per direction	3
Test directions	X-, Y- and Z-axis (pos. and neg.)

Degree of protection (IP code)

Specification	IEC 60529:1989-11 + AMD 1:1999-11 + AMD 2:2013-08
---------------	---

Ambient conditions

Max. IP code to attain	IP20
Ambient temperature (operation)	-40 °C ... 105 °C (depending on power dissipation)
Ambient temperature (storage/transport)	-40 °C ... 55 °C
Ambient temperature (assembly)	-5 °C ... 100 °C
Relative humidity (storage/transport)	80 %

PCB data

Number of PCB holders	1
Type of PCB mount	Insertion (optional latching by PCB stop)
Thickness of the PCB	1.4 mm ... 1.8 mm

Mounting

Mounting type	DIN rail mounting
Mounting position	Vertical (horizontal DIN rail)

Packaging specifications

Type of packaging	packed in cardboard
Outer packaging type	Carton

Mounting base housing - ME 22,5 F-UT GN

2854131

<https://www.phoenixcontact.com/us/products/2854131>

Drawings

Dimensional drawing



Schematic figure for illustrating the item dimensions. The figure is not of the desired product. For further details, refer to the product drawings in the "Downloads" tab.

Mounting base housing - ME 22,5 F-UT GN

2854131

<https://www.phoenixcontact.com/us/products/2854131>



Approvals



UL Recognized

Approval ID: FILE E 240868

Mounting base housing - ME 22,5 F-UT GN



2854131

<https://www.phoenixcontact.com/us/products/2854131>

Classifications

ECLASS

ECLASS-9.0	27182702
ECLASS-10.0.1	27182702
ECLASS-11.0	27182702

ETIM

ETIM 8.0	EC001031
----------	----------

UNSPSC

UNSPSC 21.0	31261500
-------------	----------

Mounting base housing - ME 22,5 F-UT GN



2854131

<https://www.phoenixcontact.com/us/products/2854131>

Environmental Product Compliance

China RoHS	Environmentally friendly use period: unlimited = EFUP-e
	No hazardous substances above threshold values

Mounting base housing - ME 22,5 F-UT GN



2854131

<https://www.phoenixcontact.com/us/products/2854131>


Mandatory Accessories

Upper part of housing

Upper part of housing - ME 22,5 OT-1MSTBO GN - 2709558

<https://www.phoenixcontact.com/us/products/2709558>

DIN rail housing, Upper housing part for connectors with header, width: 22.6 mm, height: 99 mm, depth: 45.85 mm, color: green (6021)



Upper part of housing

Upper part of housing - ME 22,5 OT-MSTBO GN - 2907169

<https://www.phoenixcontact.com/us/products/2907169>

DIN rail housing, Upper housing part for connectors with header, width: 22.6 mm, height: 99 mm, depth: 45.85 mm, color: green (6021)



Mounting base housing - ME 22,5 F-UT GN



2854131

<https://www.phoenixcontact.com/us/products/2854131>

Upper part of housing

Upper part of housing - ME 22,5 OT-MKDSO GN - 2907172

<https://www.phoenixcontact.com/us/products/2907172>



DIN rail housing, Upper housing part for PCB terminal blocks with screw connection, width: 22.6 mm, height: 99 mm, depth: 45.85 mm, color: green (6021)

Upper part of housing

Upper part of housing - ME 22,5 OTU-MKDSO GN - 2278966

<https://www.phoenixcontact.com/us/products/2278966>



DIN rail housing, Upper housing part for PCB terminal blocks with screw connection, width: 22.6 mm, height: 99 mm, depth: 45.85 mm, color: green (6021)

Mounting base housing - ME 22,5 F-UT GN


2854131

<https://www.phoenixcontact.com/us/products/2854131>

Upper part of housing

Upper part of housing - ME 22,5 OT-3MSTBO GN - 2735962

<https://www.phoenixcontact.com/us/products/2735962>



DIN rail housing, Upper housing part for connectors with header, width: 22.6 mm, height: 102 mm, depth: 60.15 mm, color: green (6021)

Upper part of housing

Upper part of housing - ME 22,5 OT-MKDSO SET - 2907473

<https://www.phoenixcontact.com/us/products/2907473>



DIN rail housing, Set comprised of upper housing part and 4 PCB terminal blocks (4-pos.) with screw connection, width: 22.6 mm, height: 99 mm, depth: 45.85 mm, color: green (6021)

Mounting base housing - ME 22,5 F-UT GN

2854131

<https://www.phoenixcontact.com/us/products/2854131>

Upper part of housing

Upper part of housing - ME 22,5 OT-3MSTBO SET - 2707767

<https://www.phoenixcontact.com/us/products/2707767>

DIN rail housing, Set comprised of upper housing part, 6 PCB headers (4-pos.), and 6 PCB terminal blocks with screw connection (4-pos.), width: 22.6 mm, height: 102 mm, depth: 60.15 mm, color: green (6021)




Upper part of housing

Upper part of housing - ME 22,5 OT-1MSTBO SET - 2707741

<https://www.phoenixcontact.com/us/products/2707741>

DIN rail housing, Set comprised of upper housing part, 1 PCB header (4-pos.), and 1 PCB terminal block with screw connection (4-pos.), width: 22.6 mm, height: 99 mm, depth: 45.85 mm, color: green (6021)



Mounting base housing - ME 22,5 F-UT GN



2854131

<https://www.phoenixcontact.com/us/products/2854131>

Upper part of housing

Upper part of housing - ME 22,5 OT-MSTBO SET - 2907444

<https://www.phoenixcontact.com/us/products/2907444>

DIN rail housing, Set comprised of upper housing part, 4 PCB headers (4-pos.), and 4 PCB terminal blocks with screw connection (4-pos.), width: 22.6 mm, height: 99 mm, depth: 45.85 mm, color: green (6021)



Upper part of housing

Upper part of housing - ME 22,5 OTP-MSTBO PS GN - 2200424

<https://www.phoenixcontact.com/us/products/2200424>

DIN rail housing, Upper housing part for connectors with header, width: 22.6 mm, height: 99 mm, depth: 45.85 mm, color: green (6021)



Accessories

Mounting base housing - ME 22,5 F-UT GN



2854131

<https://www.phoenixcontact.com/us/products/2854131>

PCB stop

PCB stop - ME LPZS - 2906911

<https://www.phoenixcontact.com/us/products/2906911>



DIN rail housing, after approx. 4 cm, the ME LPZS PCB pull-out stop prevents the PCB from being removed completely and locks the PCB in place

Shield connection clamp

Shield connection clamp - ME-SAS - 2853899

<https://www.phoenixcontact.com/us/products/2853899>



Shield connection clamp for terminal points starting from 2.5 mm²

Mounting base housing - ME 22,5 F-UT GN



2854131

<https://www.phoenixcontact.com/us/products/2854131>

Label for ME ... F-UT ... housing

Label for ME ... F-UT ... housing - EML (44X53)R-ME - 0828156

<https://www.phoenixcontact.com/us/products/0828156>



Label for ME ... F-UT ... housing, Roll, white, unlabeled, can be labeled with: THERMOMARK ROLLMASTER 300/600, THERMOMARK X1.2, THERMOMARK ROLL X1, THERMOMARK ROLL 2.0, THERMOMARK ROLL, mounting type: adhesive, lettering field size: 44 x 53 mm, Number of individual labels: 200

Phoenix Contact 2022 © - all rights reserved

<https://www.phoenixcontact.com>

Phoenix Contact USA
586 Fulling Mill Road
Middletown, PA 17057, United States
(+717) 944-1300
info@phoenixcon.com