© – TE Connectivity. All Rights Reserved.

REVISIONS					
P	LTR	DESCRIPTION	DATE	DWN	APVD
	J4	REVISED PER ECN–22–174139	15SEP2022	RK	MF

1 ASSEMBLY MAY BE BROKEN TO THE DESIRED NUMBER OF POSITIONS.

2 TRUE POSITION TOLERANCE OF THE POST TIPS APPLIES WHEN THE HEADER IS HELD FLAT AGAINST THE PRINTED CIRCUIT BOARD.

3 THE NOTED DIMENSIONS APPLY AT THE INTERSECTION OF THE POST AND HOUSING.

4 POST PLATING: 0.00254–0.00508[.000100–.000200] MATTE TIN–LEAD OVER 0.00127[.000050] NICKEL ENTIRE POST.

5 HOUSING: LCP, COLOR–BLACK.

6 POST: COPPER ALLOY.

7 POST PLATING: 0.00254–0.00508[.000100–.000200] MATTE TIN OVER 0.00127[.000050] NICKEL ENTIRE POST.

8 OBSOLETE PARTS: OBSOLETE CIS STREAMLINING PER D.RENAUD/D.SINISI.

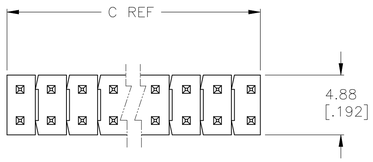

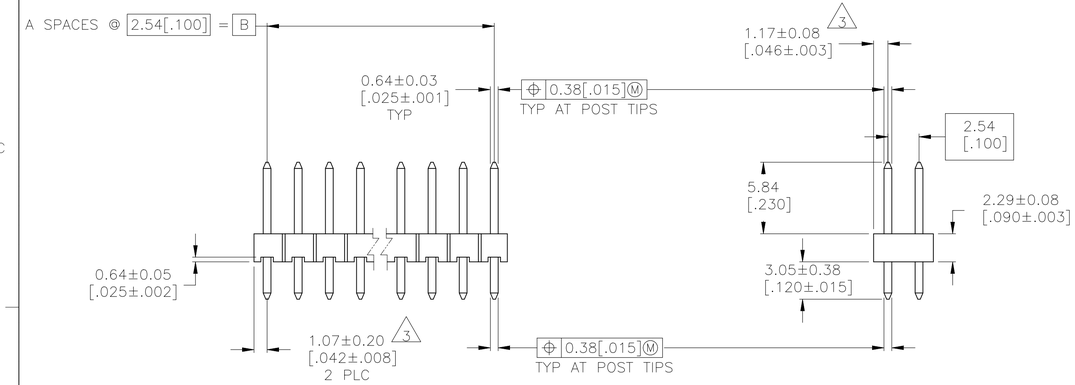

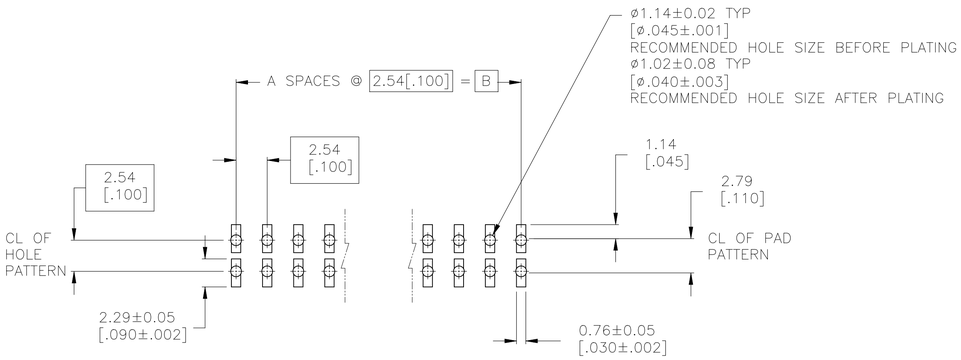

RECOMMENDED PC BOARD MOUNTING DIMENSIONS
FOR .063 [1.60] THICK PC BOARD AND
.012 [.305] STENCIL THICK.

7	101.19 [3.984]	99.06 [3.900]	39	80	9–146254–0		4	101.19 [3.984]	99.06 [3.900]	39	80	4–146254–0
7	98.65 [3.884]	96.52 [3.800]	38	78	8–146254–9	8 OBSOLETE	4	98.65 [3.884]	96.52 [3.800]	38	78	~~3–146254–9~~
7	96.11 [3.784]	93.98 [3.700]	37	76	8–146254–8		4	96.11 [3.784]	93.98 [3.700]	37	76	~~3–146254–8~~
7	93.57 [3.684]	91.44 [3.600]	36	74	8–146254–7		4	93.57 [3.684]	91.44 [3.600]	36	74	~~3–146254–7~~
7	91.03 [3.584]	88.90 [3.500]	35	72	8–146254–6		4	91.03 [3.584]	88.90 [3.500]	35	72	~~3–146254–6~~
7	88.49 [3.484]	86.36 [3.400]	34	70	8–146254–5		4	88.49 [3.484]	86.36 [3.400]	34	70	~~3–146254–5~~
7	85.95 [3.384]	83.82 [3.300]	33	68	8–146254–4		4	85.95 [3.384]	83.82 [3.300]	33	68	~~3–146254–4~~
7	83.41 [3.284]	81.28 [3.200]	32	66	8–146254–3		4	83.41 [3.284]	81.28 [3.200]	32	66	~~3–146254–3~~
7	80.87 [3.184]	78.74 [3.100]	31	64	8–146254–2		4	80.87 [3.184]	78.74 [3.100]	31	64	~~3–146254–2~~
7	78.33 [3.084]	76.20 [3.000]	30	62	8–146254–1		4	78.33 [3.084]	76.20 [3.000]	30	62	~~3–146254–1~~
7	75.79 [2.984]	73.66 [2.900]	29	60	8–146254–0		4	75.79 [2.984]	73.66 [2.900]	29	60	~~3–146254–0~~
7	73.25 [2.884]	71.12 [2.800]	28	58	7–146254–9		4	73.25 [2.884]	71.12 [2.800]	28	58	~~2–146254–9~~
7	70.71 [2.784]	68.58 [2.700]	27	56	7–146254–8		4	70.71 [2.784]	68.58 [2.700]	27	56	~~2–146254–8~~
7	68.17 [2.684]	66.04 [2.600]	26	54	7–146254–7		4	68.17 [2.684]	66.04 [2.600]	26	54	~~2–146254–7~~
7	65.63 [2.584]	63.5 [2.500]	25	52	7–146254–6		4	65.63 [2.584]	63.5 [2.500]	25	52	~~2–146254–6~~
7	63.09 [2.484]	60.96 [2.400]	24	50	7–146254–5		4	63.09 [2.484]	60.96 [2.400]	24	50	~~2–146254–5~~
7	60.55 [2.384]	58.42 [2.300]	23	48	7–146254–4		4	60.55 [2.384]	58.42 [2.300]	23	48	~~2–146254–4~~
7	58.01 [2.284]	55.88 [2.200]	22	46	7–146254–3		4	58.01 [2.284]	55.88 [2.200]	22	46	~~2–146254–3~~
7	55.47 [2.184]	53.34 [2.100]	21	44	7–146254–2		4	55.47 [2.184]	53.34 [2.100]	21	44	~~2–146254–2~~
7	52.93 [2.084]	50.80 [2.000]	20	42	7–146254–1		4	52.93 [2.084]	50.80 [2.000]	20	42	~~2–146254–1~~
7	50.39 [1.984]	48.26 [1.900]	19	40	7–146254–0	8 SUP/BY 7–146254–0	4	50.39 [1.984]	48.26 [1.900]	19	40	~~2–146254–0~~
7	47.85 [1.884]	45.72 [1.800]	18	38	6–146254–9		4	47.85 [1.884]	45.72 [1.800]	18	38	~~1–146254–9~~
7	45.31 [1.784]	43.18 [1.700]	17	36	6–146254–8	8 OBSOLETE	4	45.31 [1.784]	43.18 [1.700]	17	36	~~1–146254–8~~
7	42.77 [1.684]	40.64 [1.600]	16	34	6–146254–7	8 SUP/BY 6–146254–7	4	42.77 [1.684]	40.64 [1.600]	16	34	~~1–146254–7~~
7	40.23 [1.584]	38.10 [1.500]	15	32	6–146254–6		4	40.23 [1.584]	38.10 [1.500]	15	32	~~1–146254–6~~
7	37.69 [1.484]	35.56 [1.400]	14	30	6–146254–5	8 OBSOLETE	4	37.69 [1.484]	35.56 [1.400]	14	30	~~1–146254–5~~
7	35.15 [1.384]	33.02 [1.300]	13	28	6–146254–4		4	35.15 [1.384]	33.02 [1.300]	13	28	~~1–146254–4~~
7	32.61 [1.284]	30.48 [1.200]	12	26	6–146254–3	8 SUP/BY 6–146254–3	4	32.61 [1.284]	30.48 [1.200]	12	26	~~1–146254–3~~
7	30.07 [1.184]	27.94 [1.100]	11	24	6–146254–2	8 SUP/BY 6–146254–2	4	30.07 [1.184]	27.94 [1.100]	11	24	~~1–146254–2~~
7	27.53 [1.084]	25.40 [1.000]	10	22	6–146254–1	8 SUP/BY 6–146254–1	4	27.53 [1.084]	25.40 [1.000]	10	22	~~1–146254–1~~
7	24.99 [.984]	22.86 [.900]	9	20	6–146254–0	8 SUP/BY 6–146254–0	4	24.99 [.984]	22.86 [.900]	9	20	~~1–146254–0~~
7	22.45 [.884]	20.32 [.800]	8	18	5–146254–9	8 OBSOLETE	4	22.45 [.884]	20.32 [.800]	8	18	~~146254–9~~
7	19.91 [.784]	17.78 [.700]	7	16	5–146254–8	8 SUP/BY 5–146254–8	4	19.91 [.784]	17.78 [.700]	7	16	~~146254–8~~
7	17.37 [.684]	15.24 [.600]	6	14	5–146254–7	8 SUP/BY 5–146254–7	4	17.37 [.684]	15.24 [.600]	6	14	~~146254–7~~
7	14.83 [.584]	12.70 [.500]	5	12	5–146254–6	8 OBSOLETE	4	14.83 [.584]	12.70 [.500]	5	12	~~146254–6~~
7	12.29 [.484]	10.16 [.400]	4	10	5–146254–5	8 SUP/BY 5–146254–5	4	12.29 [.484]	10.16 [.400]	4	10	~~146254–5~~
7	9.75 [.384]	7.62 [.300]	3	8	5–146254–4	8 SUP/BY 5–146254–4	4	9.75 [.384]	7.62 [.300]	3	8	~~146254–4~~
7	7.21 [.284]	5.08 [.200]	2	6	5–146254–3	8 SUP/BY 5–146254–3	4	7.21 [.284]	5.08 [.200]	2	6	~~146254–3~~
7	4.67 [.184]	2.54 [.100]	1	4	5–146254–2	8 SUP/BY 5–146254–2	4	4.67 [.184]	2.54 [.100]	1	4	~~146254–2~~
7	– [–]	– [–]	0	2	5–146254–1	8 SUP/BY 5–146254–1	4	– [–]	– [–]	0	2	~~146254–1~~
PLATING	C	B	A	NO. OF POSITIONS	PART NUMBER		PLATING	C	B	A	NO. OF POSITIONS	PART NUMBER

THIS DRAWING IS A CONTROLLED DOCUMENT.

DIMENSIONS: mm

TOLERANCES UNLESS OTHERWISE SPECIFIED:
0 PLC ± –
1 PLC ± –
2 PLC ± 0.51[.02]
3 PLC ± 0.127[.005]
4 PLC ± 0.0127[.0005]
ANGLES ± –

MATERIAL 5 6

FINISH SEE TABLE

DWN R BROWN 19JAN05
CHK J GESFORD 19JAN05
APVD J GESFORD 19JAN05

PRODUCT SPEC –

APPLICATION SPEC –

WEIGHT –

TE Connectivity

NAME HEADER ASSEMBLY, MOD II, BREAKAWAY, DOUBLE ROW, HIGH TEMPERATURE

SIZE A1 | CAGE CODE 00779 | DRAWING NO C–146254 | RESTRICTED TO –

CUSTOMER DRAWING | SCALE 4:1 | SHEET 1 OF 1 | REV J4

4805 (1/15)