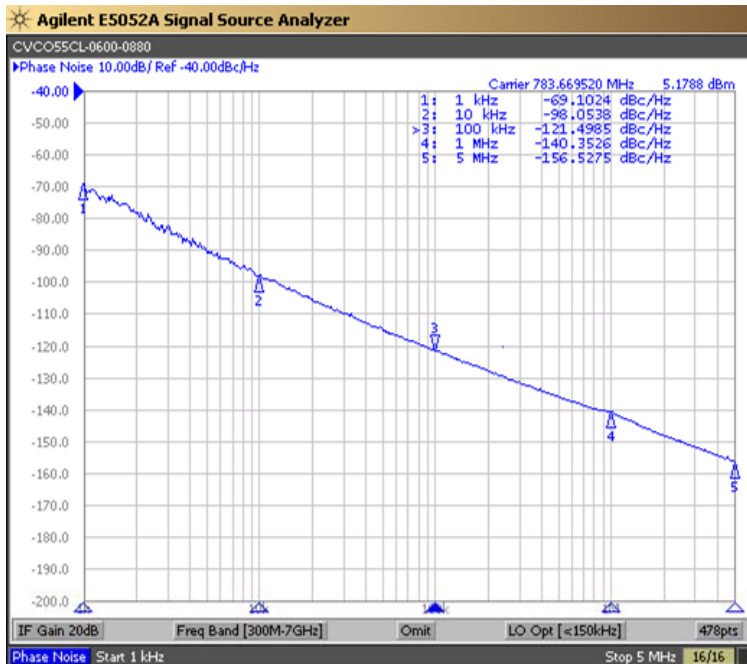


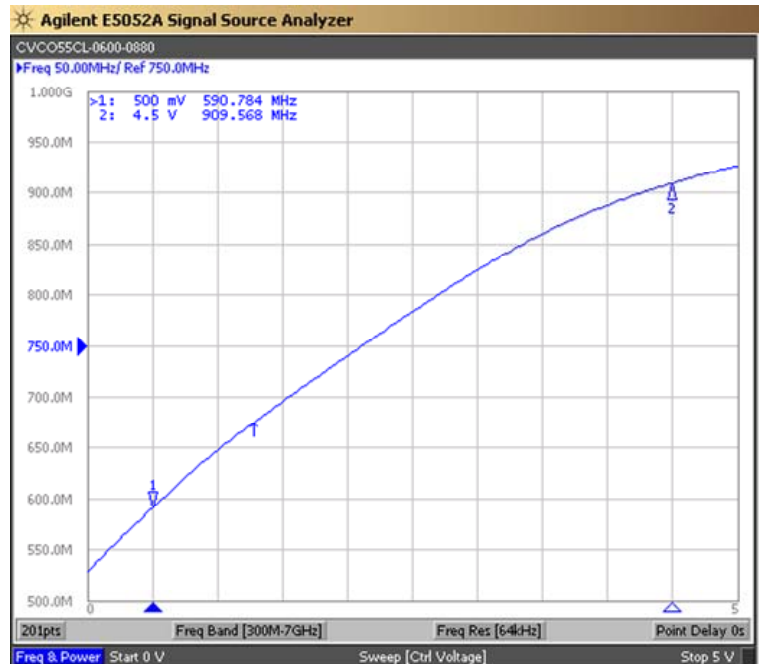


PERFORMANCE SPECIFICATION	MIN	TYP	MAX	UNITS
Lower Frequency:			600	MHz
Upper Frequency:	880			MHz
Tuning Voltage:	0.5		4.5	VDC
Supply Voltage:	4.75	5.0	5.25	VDC
Output Power:	-5.0	0	+5.0	dBm
Supply Current:		10	20	mA
Harmonic Suppression (2 nd Harmonic):		-10		dBc
Pushing:		6.0	10.0	MHz/V
Pulling, all Phases:		4.0	8.0	MHz pk-pk
Tuning Sensitivity:		60		MHz/V
Phase Noise @ 10kHz offset:		-98	-95	dBc/Hz
Phase Noise @ 100kHz offset:		-121	-118	dBc/Hz
Load Impedance:		50		Ω
Input Capacitance:			100	pF
Operating Temperature Range:	-40		+85	$^{\circ}$ C
Storage Temperature Range:	-45		+90	$^{\circ}$ C

Phase Noise (1 Hz BW, Typical)

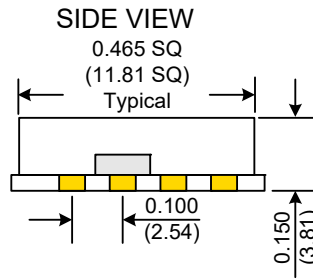
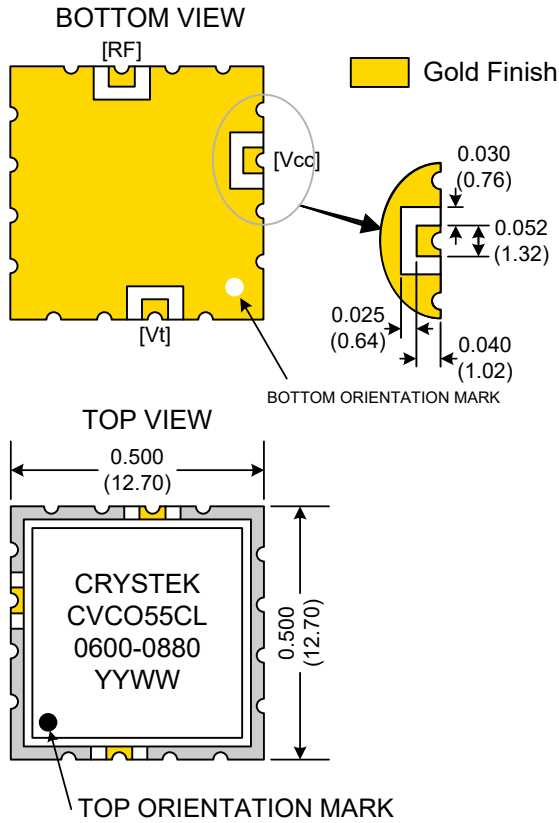


Tuning Curve (Typical)



Product Control:

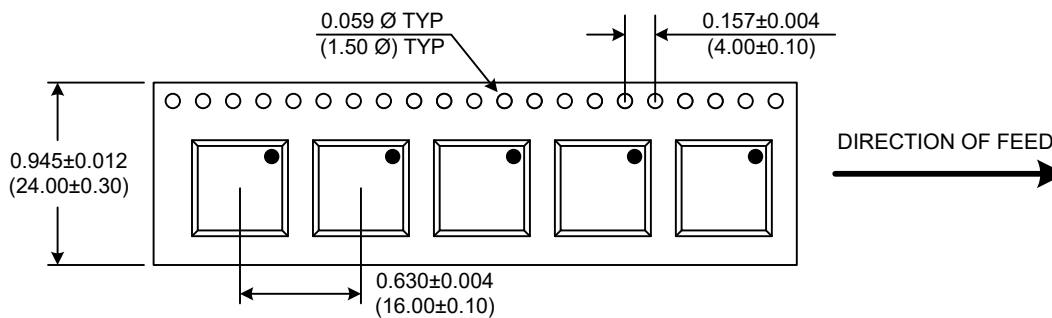
Crystek Part Number:	CVCO55CL-0600-0880	Release Date:	22-Feb-2022
Revision Level:	M	Responsible:	C. Vales



Pad	Connection
2	Vt
10	RF-OUTPUT
14	Vcc
Others	GROUND

- Unless otherwise specified, Dimensions are in: $\frac{IN}{(mm)}$
- Pad Location Dimensions are in: Inches

TAPE AND REEL



Drawing not to scale

Product Control:

Crystek Part Number:	CVCO55CL-0600-0880	Release Date:	22-Feb-2022
Revision Level:	M	Responsible:	C. Vales

Crystek Corporation reserves the right to make changes to its products and/or information contained herein without notice. No liability is assumed as a result of its use or application.