

MULTILAYER CERAMIC CHIP CAPACITORS

Commercial grade, MEGACAP type

CKG series


Single type

CKG32K	3225 [1210 inch]
CKG45K	4532 [1812 inch]
CKG57K	5750 [2220 inch]

Stacked type

CKG45N	4532 [1812 inch]
CKG57N	5750 [2220 inch]

* Dimensions code: JIS[EIA]



REMINDERS FOR USING THESE PRODUCTS

Before using these products, be sure to request the delivery specifications.

SAFETY REMINDERS

Please pay sufficient attention to the warnings for safe designing when using this products.

 **REMINDERS**

1. The products listed on this catalog are intended for use in general electronic equipment (AV equipment, telecommunications equipment, home appliances, amusement equipment, computer equipment, personal equipment, office equipment, measurement equipment, industrial robots) under a normal operation and use condition.

The products are not designed or warranted to meet the requirements of the applications listed below, whose performance and/or quality require a more stringent level of safety or reliability, or whose failure, malfunction or trouble could cause serious damage to society, person or property.

If you intend to use the products in the applications listed below or if you have special requirements exceeding the range or conditions set forth in the each catalog, please contact us.

- | | |
|--|--|
| (1) Aerospace/aviation equipment | (8) Public information-processing equipment |
| (2) Transportation equipment (cars, electric trains, ships, etc.) | (9) Military equipment |
| (3) Medical equipment (excepting Pharmaceutical Affairs Law classification Class1,2) | (10) Electric heating apparatus, burning equipment |
| (4) Power-generation control equipment | (11) Disaster prevention/crime prevention equipment |
| (5) Atomic energy-related equipment | (12) Safety equipment |
| (6) Seabed equipment | (13) Other applications that are not considered general-purpose applications |
| (7) Transportation control equipment | |

When designing your equipment even for general-purpose applications, you are kindly requested to take into consideration securing protection circuit/device or providing backup circuits in your equipment.

- We may modify products or discontinue production of a product listed in this catalog without prior notification.
- We provide "Delivery Specification" that explain precautions for the specifications and safety of each product listed in this catalog. We strongly recommend that you exchange these delivery specifications with customers that use one of these products.
- If you plan to export a product listed in this catalog, keep in mind that it may be a restricted item according to the "Foreign Exchange and Foreign Trade Control Law". In such cases, it is necessary to acquire export permission in harmony with this law.
- Any reproduction or transferring of the contents of this catalog is prohibited without prior permission from our company.
- We are not responsible for problems that occur related to the intellectual property rights or other rights of our company or a third party when you use a product listed in this catalog. We do not grant license of these rights.
- This catalog only applies to products purchased through our company or one of our company's official agencies. This catalog does not apply to products that are purchased through other third parties.

Notice: Effective January 2013, TDK will use a new catalog number which adds product thickness and packaging specification detail. This new catalog number should be referenced on all catalog orders going forward, and is not applicable for OEM part number orders.

Please be aware the last five digits of the catalog number will differ from the item description (internal control number) on the product label.

Contact your local TDK Sales representative for more information.

(Example)

Catalog issued date	Catalog number	Item description (on delivery label)
Prior to January 2013	C1608C0G1E103J(080AA)	C1608C0G1E103JT000N
January 2013 and later	C1608C0G1E103J080AA	C1608C0G1E103JT000N

CKG series

MEGACAP type



Type: CKG32K/3225[1210 inch], CKG45K/4532[1812 inch], CKG57K/5750[2220 inch],
CKG45N/4532[1812 inch], CKG57N/5750[2220 inch]

SERIES OVERVIEW

CKG series, commercial grade of TDK's multilayer ceramic chip capacitor, is a product which metal frames are attached to terminal electrodes of MLCC, and it is also called MEGACAP. It has excellent resistance to mechanical stress because the flexible metal frame relieves stress by thermal shock and board bending. In addition, the stacked type is effective in mounting area reduction because twice capacitance functions by the stacked structure.

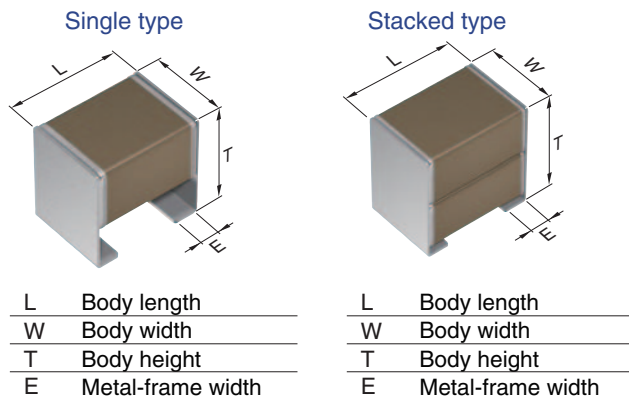
FEATURES

- Excellent resistance to mechanical stress and thermal shock by metal frame
- Twice capacitance functions by stacked structure
- C0G type having excellent stable temperature and DC-bias characteristics is also available
- Mounting on aluminum board is applicable

APPLICATIONS

- Smoothing and decoupling applications requiring high capacitance
- Resonant circuit of wireless power transfer, etc.: C0G type

SHAPE & DIMENSIONS



Type	Dimensions in mm			
	L	W	T	E
CKG32K	3.60±0.30	2.60±0.30	3.35±0.10	0.80±0.15
CKG45K	5.00±0.50	3.50±0.50	2.90±0.10	1.10±0.30
CKG57K	6.00±0.50	5.00±0.50	3.35±0.15	1.60±0.30
CKG45N	5.00±0.50	3.50±0.50	5.00±0.50	1.10±0.30
CKG57N	6.00±0.50	5.00±0.50	5.00±0.50	1.60±0.30

* Dimensional tolerances are typical values.

CATALOG NUMBER CONSTRUCTION

CKG	57	N	X7R	1V	107	M	500	J	H
(1)	(2)	(3)	(4)	(5)	(6)	(7)	(8)	(9)	(10)

(1) Series

(2) Dimensions L x W (mm)

Code	EIA	Length	Width	Metal frame width
32	CC1210	3.60	2.60	0.80
45	CC1812	5.00	3.50	1.10
57	CC2220	6.00	5.00	1.60

(3) Structure

Code	Description
K	Single type
N	Stacked type

(4) Temperature characteristics

Temperature characteristics	Temperature coefficient or capacitance change	Temperature range
C0G	0±30ppm/°C	-55 to +125°C
X5R	±15%	-55 to +85°C
X7R	±15%	-55 to +125°C
X7S	±22%	-55 to +125°C
X7T	+22, -33%	-55 to +125°C

(5) Rated voltage (DC)

Code	Voltage (DC)
1C	16V
1E	25V
1V	35V
1H	50V
2A	100V
2E	250V
2W	450V
2J	630V
3A	1000V

(6) Nominal capacitance (pF)

The capacitance is expressed in three digit codes and in units of pico Farads (pF). The first and second digits identify the first and second significant figures of the capacitance. The third digit identifies the multiplier. R designates a decimal point.

(Example)0R5 = 0.5pF

101 = 100pF

225 = 2,200,000pF = 2.2μF

(7) Capacitance tolerance

Code	Tolerance
J	± 5%
K	± 10%
M	± 20%

(8) Thickness

Code	Thickness
290	2.90 mm
335	3.35 mm
500	5.00 mm

(9) Packaging style

Code	Style
A	178mm reel, 4mm pitch
J	330mm reel, 8mm pitch

(10) Special reserved code

Code	Description
H	MEGACAP (with metal frame)

MULTILAYER CERAMIC CHIP CAPACITORS TDK

Capacitance range chart

CKG32K/3225[1210 inch], Single type

Capacitance		C0G					X7R					X7S		X7T		
(pF)	Code	3A (1kV)	2J (630V)	2W (450V)	2E (250V)	2A (100V)	2J (630V)	2E (250V)	2A (100V)	1H (50V)	1E (25V)	2A (100V)	1H (50V)	2J (630V)	2W (450V)	2E (250V)
1,000	102	█														
1,200	122	█														
1,500	152	█														
1,800	182	█														
2,200	222	█														
2,700	272	█														
3,300	332	█														
3,900	392	█														
4,700	472	█														
5,600	562	█														
6,800	682	█														
8,200	822	█														
10,000	103	█														
15,000	153	█														
22,000	223	█	█	█												
33,000	333		█	█	█											
47,000	473				█		█									
68,000	683					█										
100,000	104							█					█			
150,000	154								█					█		
220,000	224								█						█	
330,000	334															█
470,000	474								█	█						
1,000,000	105									█	█					
2,200,000	225											█				
3,300,000	335											█	█			
4,700,000	475											█	█	█		
6,800,000	685															
10,000,000	106											█				

Standard thickness 3.35 mm

Background gray: These products are not recommended for new designs.

█ For details such as the catalog numbers, please refer to the capacitance range table on page 9 and after.

Capacitance range chart

CKG45K/4532[1812 inch], Single type

Capacitance		C0G			X7R						X7S			X7T		
(pF)	Code	2J (630V)	2W (450V)	2E (250V)	2J (630V)	2E (250V)	2A (100V)	1H (50V)	1E (25V)	1C (16V)	2A (100V)	1H (50V)	1C (16V)	2J (630V)	2W (450V)	2E (250V)
33,000	333	█														
47,000	473		█													
68,000	683			█												
100,000	104				█											
150,000	154					█								█		
220,000	224						█								█	
330,000	334							█								█
470,000	474								█							
680,000	684									█						
1,000,000	105										█					
1,500,000	155											█				
2,200,000	225												█			
3,300,000	335													█		
4,700,000	475														█	
10,000,000	106															█
22,000,000	226															

Standard thickness 2.90 mm

Background gray: These products are not recommended for new designs.


█ For details such as the catalog numbers, please refer to the capacitance range table on page 9 and after.

⚠ Please be sure to request delivery specifications that provide further details on the features and specifications of the products for proper and safe use.
Please note that the contents may change without any prior notice due to reasons such as upgrading.

Capacitance range chart

CKG57K/5750[2220 inch], Single type

Capacitance		COG		X7R						X7S			X7T			
(pF)	Code	2J (630V)	2E (250V)	2J (630V)	2E (250V)	2A (100V)	1H (50V)	1V (35V)	1E (25V)	1C (16V)	2A (100V)	1H (50V)	1C (16V)	2J (630V)	2W (450V)	2E (250V)
68,000	683	■														
150,000	154		■													
220,000	224			■												
330,000	334													■		
470,000	474				■										■	
680,000	684					■									■	
1,000,000	105				■	■									■	
1,500,000	155															■
2,200,000	225					■										■
3,300,000	335						■									
4,700,000	475					■	■									
6,800,000	685								■		■		■			
10,000,000	106								■			■				
15,000,000	156									■	■					
22,000,000	226						■		■							
47,000,000	476							■	■				■			

Standard thickness  3.35 mm

■ For details such as the catalog numbers, please refer to the capacitance range table on page 9 and after.

Capacitance range chart

CKG45N/4532[1812 inch], Stacked type

Capacitance		C0G			X5R		X7R					
(pF)	Code	2J (630V)	2W (450V)	2E (250V)	1H (50V)	1C (16V)	2J (630V)	2E (250V)	2A (100V)	1H (50V)	1E (25V)	1C (16V)
66,000	663	■										
94,000	943		■									
140,000	144			■								
220,000	224						■					
470,000	474							■				
1,000,000	105								■			
2,200,000	225									■		
3,300,000	335										■	
4,700,000	475											■
6,800,000	685											■
10,000,000	106				■							■
22,000,000	226											■
47,000,000	476					■						

Capacitance		X7S			X7T		
(pF)	Code	2A (100V)	1H (50V)	1C (16V)	2J (630V)	2W (450V)	2E (250V)
330,000	334				■		
470,000	474					■	
680,000	684						■
1,000,000	105						■
1,500,000	155						■
2,200,000	225						■
6,800,000	685	■					
10,000,000	106		■				
47,000,000	476			■			

Standard thickness

 5.00 mm

 Background gray: These products are not recommended for new designs.

 For details such as the catalog numbers, please refer to the capacitance range table on page 9 and after.

Capacitance range chart


CKG57N/5750[2220 inch], Stacked type


Capacitance		C0G		X5R				X7R						
(pF)	Code	2J (630V)	2E (250V)	2A (100V)	1H (50V)	1E (25V)	1C (16V)	2J (630V)	2E (250V)	2A (100V)	1H (50V)	1V (35V)	1E (25V)	1C (16V)
140,000	144	■												
300,000	304		■											
470,000	474							■						
1,000,000	105								■					
2,200,000	225								■	■				
4,700,000	475									■	■			
10,000,000	106			■							■			
22,000,000	226				■								■	
33,000,000	336													■
47,000,000	476					■					■			
100,000,000	107						■					■	■	

Capacitance		X7S				X7T		
(pF)	Code	2A (100V)	1H (50V)	1E (25V)	1C (16V)	2J (630V)	2W (450V)	2E (250V)
680,000	684					■		
1,000,000	105					■		
1,500,000	155						■	
2,200,000	225						■	
3,300,000	335							■
22,000,000	226	■	■					
47,000,000	476			■				
100,000,000	107				■			

Standard thickness

 5.00 mm

 Background gray: These products are not recommended for new designs.

 For details such as the catalog numbers, please refer to the capacitance range table on page 9 and after.

MULTILAYER CERAMIC CHIP CAPACITORS



Capacitance range table

Temperature characteristic: C0G (−55 to +125°C, 0±30ppm/°C)

Capacitance	Dimensions	Thickness (mm)	Capacitance tolerance	Catalog number				
				Rated voltage Edc: 1kV	Rated voltage Edc: 630V	Rated voltage Edc: 450V	Rated voltage Edc: 250V	Rated voltage Edc: 100V
1nF	3225	3.35±0.10	±5%	CKG32KC0G3A102J335AH				
1.2nF	3225	3.35±0.10	±5%	CKG32KC0G3A122J335AH				
1.5nF	3225	3.35±0.10	±5%	CKG32KC0G3A152J335AH				
1.8nF	3225	3.35±0.10	±5%	CKG32KC0G3A182J335AH				
2.2nF	3225	3.35±0.10	±5%	CKG32KC0G3A222J335AH				
2.7nF	3225	3.35±0.10	±5%	CKG32KC0G3A272J335AH				
3.3nF	3225	3.35±0.10	±5%	CKG32KC0G3A332J335AH				
3.9nF	3225	3.35±0.10	±5%	CKG32KC0G3A392J335AH				
4.7nF	3225	3.35±0.10	±5%	CKG32KC0G3A472J335AH				
5.6nF	3225	3.35±0.10	±5%	CKG32KC0G3A562J335AH				
6.8nF	3225	3.35±0.10	±5%	CKG32KC0G3A682J335AH				
8.2nF	3225	3.35±0.10	±5%	CKG32KC0G3A822J335AH				
10nF	3225	3.35±0.10	±5%	CKG32KC0G3A103J335AH				
15nF	3225	3.35±0.10	±5%	CKG32KC0G3A153J335AH				
22nF	3225	3.35±0.10	±5%	CKG32KC0G3A223J335AH	CKG32KC0G2J223J335AH	CKG32KC0G2W223J335AH		
33nF	3225	3.35±0.10	±5%		CKG32KC0G2J333J335AH	CKG32KC0G2W333J335AH	CKG32KC0G2E333J335AH	
	4532	2.90±0.10	±5%		CKG45KC0G2J333J290JH			
47nF	3225	3.35±0.10	±5%				CKG32KC0G2E473J335AH	
	4532	2.90±0.10	±5%			CKG45KC0G2W473J290JH		
66nF	4532	5.00±0.50	±5%		CKG45NC0G2J663J500JH			
	3225	3.35±0.10	±5%					CKG32KC0G2A683J335AH
68nF	4532	2.90±0.10	±5%				CKG45KC0G2E683J290JH	
	5750	3.35±0.15	±5%		CKG57KC0G2J683J335JH			
94nF	4532	5.00±0.50	±5%			CKG45NC0G2W943J500JH		
	4532	5.00±0.50	±10%				CKG45NC0G2E144K500JH	
140nF	5750	5.00±0.50	±10%		CKG57NC0G2J144K500JH			
	150nF	5750	3.35±0.15	±5%			CKG57KC0G2E154J335JH	
300nF	5750	5.00±0.50	±5%				CKG57NC0G2E304J500JH	

■ Gray items: These products are not recommended for new designs.
Click the part numbers for details.

Capacitance range table

Temperature characteristic: X5R (−55 to +85°C, ±15%)

Capacitance	Dimensions	Thickness (mm)	Capacitance tolerance	Catalog number			
				Rated voltage Edc: 100V	Rated voltage Edc: 50V	Rated voltage Edc: 25V	Rated voltage Edc: 16V
10μF	4532	5.00±0.50	±20%		CKG45NX5R1H106M500JH		
	5750	5.00±0.50	±20%	CKG57NX5R2A106M500JH			
22μF	5750	5.00±0.50	±20%		CKG57NX5R1H226M500JH		
47μF	4532	5.00±0.50	±20%				CKG45NX5R1C476M500JH
	5750	5.00±0.50	±20%			CKG57NX5R1E476M500JH	
100μF	5750	5.00±0.50	±20%				CKG57NX5R1C107M500JH

■ Gray items: These products are not recommended for new designs.
Click the part numbers for details.

Capacitance range table

Temperature characteristic: X7R (-55 to +125°C, ±15%)

Capacitance	Dimensions	Thickness (mm)	Capacitance tolerance	Catalog number					
				Rated voltage Edc: 630V	Rated voltage Edc: 250V	Rated voltage Edc: 100V	Rated voltage Edc: 50V		
47nF	3225	3.35±0.10	±10%	CKG32KX7R2J473K335AH					
			±20%	CKG32KX7R2J473M335AH					
100nF	3225	3.35±0.10	±10%		CKG32KX7R2E104K335AH				
			±20%		CKG32KX7R2E104M335AH				
	4532	2.90±0.10	±10%	CKG45KX7R2J104K290JH					
			±20%	CKG45KX7R2J104M290JH					
220nF	3225	3.35±0.10	±10%		CKG32KX7R2E224K335AH				
			±20%		CKG32KX7R2E224M335AH				
	4532	2.90±0.10	±10%		CKG45KX7R2E224K290JH				
			±20%		CKG45KX7R2E224M290JH				
	5750	3.35±0.15	±10%	CKG57KX7R2J224K335JH					
			±20%	CKG57KX7R2J224M335JH					
470nF	3225	3.35±0.10	±10%			CKG32KX7R2A474K335AH			
			±20%			CKG32KX7R2A474M335AH			
	4532	2.90±0.10	±10%		CKG45KX7R2E474K290JH				
			±20%		CKG45KX7R2E474M290JH				
	5750	3.35±0.15	±10%		CKG45NX7R2E474M500JH				
			±20%		CKG57KX7R2E474K335JH				
	5750	5.00±0.50	±10%	CKG57KX7R2E474K335JH					
			±20%	CKG57KX7R2E474M335JH					
			±10%	CKG57NX7R2J474M500JH					
			±20%	CKG57NX7R2J474M500JH					
1µF	3225	3.35±0.10	±10%			CKG32KX7R2A105K335AH	CKG32KX7R1H105K335AH		
			±20%			CKG32KX7R2A105M335AH	CKG32KX7R1H105M335AH		
	4532	2.90±0.10	±10%			CKG45KX7R2A105K290JH			
			±20%			CKG45KX7R2A105M290JH			
	5750	5.00±0.50	±10%		CKG45NX7R2E105M500JH				
			±20%		CKG57KX7R2E105K335JH	CKG57KX7R2A105K335JH			
			±10%		CKG57KX7R2E105M335JH	CKG57KX7R2A105M335JH			
			±20%		CKG57NX7R2E105M500JH				
	1.5µF	4532	2.90±0.10	±10%				CKG45KX7R1H155K290JH	
				±20%				CKG45KX7R1H155M290JH	
3225				3.35±0.10	±10%			CKG32KX7R2A225K335AH	
					±20%			CKG32KX7R2A225M335AH	
2.2µF	4532	2.90±0.10	±10%			CKG45KX7R2A225K290JH			
			±20%			CKG45KX7R2A225M290JH			
	5750	3.35±0.15	±10%			CKG45NX7R2A225M500JH			
			±20%			CKG57KX7R2A225K335JH			
	5750	5.00±0.50	±10%			CKG57KX7R2A225M335JH			
			±20%			CKG57NX7R2E225M500JH	CKG57NX7R2A225M500JH		

■ Gray items: These products are not recommended for new designs.
Click the part numbers for details.

MULTILAYER CERAMIC CHIP CAPACITORS



Capacitance range table

Temperature characteristic: X7R (-55 to +125°C, ±15%)

Capacitance	Dimensions	Thickness (mm)	Capacitance tolerance	Catalog number				
				Rated voltage Edc: 100V	Rated voltage Edc: 50V	Rated voltage Edc: 35V	Rated voltage Edc: 25V	Rated voltage Edc: 16V
3.3µF	4532	2.90±0.10	±10%	CKG45KX7R1H335K290JH				
			±20%	CKG45KX7R1H335M290JH				
	5.00±0.50	±20%	CKG45NX7R1H335M500JH					
		5750	3.35±0.15	±10%	CKG57KX7R2A335K335JH			
±20%	CKG57KX7R2A335M335JH							
4.7µF	3225	3.35±0.10	±10%	CKG32KX7R1E475K335AH				
			±20%	CKG32KX7R1E475M335AH				
	4532	2.90±0.10	±10%	CKG45KX7R1E475K290JH				
			±20%	CKG45KX7R1E475M290JH				
	5.00±0.50	±20%	CKG45NX7R2A475M500JH					
		5750	3.35±0.15	±10%	CKG57KX7R2A475K335JH	CKG57KX7R1H475K335JH		
±20%	CKG57KX7R2A475M335JH			CKG57KX7R1H475M335JH				
5.00±0.50	±20%	CKG57NX7R2A475M500JH						
6.8µF	4532	5.00±0.50	±20%	CKG45NX7R1H685M500JH				
	3225	3.35±0.10	±10%	CKG32KX7R1E106K335AH				
±20%			CKG32KX7R1E106M335AH					
10µF	4532	2.90±0.10	±10%	CKG45KX7R1C106K290JH				
			±20%	CKG45KX7R1C106M290JH				
	5.00±0.50	±20%	CKG45NX7R1E106M500JH					
		5750	3.35±0.15	±10%	CKG57KX7R1E106K335JH			
±20%	CKG57KX7R1E106M335JH							
15µF	5750	3.35±0.15	±10%	CKG57NX7R2A106M500JH				
			±20%	CKG57NX7R1H106M500JH				
22µF	4532	2.90±0.10	±20%	CKG45KX7R1C226M290JH				
			±20%	CKG45NX7R1C226M500JH				
	5750	3.35±0.15	±20%	CKG57KX7R1H226M335JH				
			±20%	CKG57NX7R1E226M500JH				
33µF	5750	5.00±0.50	±20%	CKG57NX7R1C336M500JH				
			±20%	CKG57KX7R1V476M335JH				
47µF	5750	3.35±0.15	±20%	CKG57KX7R1E476M335JH				
			±20%	CKG57NX7R1H476M500JH				
100µF	5750	5.00±0.50	±20%	CKG57NX7R1V107M500JH				
			±20%	CKG57NX7R1E107M500JH				

■ Gray items: These products are not recommended for new designs. Click the part numbers for details.

Capacitance range table

Temperature characteristic: X7S (-55 to +125°C, ±22%)

Capacitance	Dimensions	Thickness (mm)	Capacitance tolerance	Catalog number				
				Rated voltage Edc: 100V	Rated voltage Edc: 50V	Rated voltage Edc: 25V	Rated voltage Edc: 16V	
3.3µF	3225	3.35±0.10	±10%	CKG32KX7S2A335K335AH				
			±20%	CKG32KX7S2A335M335AH				
	4532	2.90±0.10	±10%	CKG45KX7S2A335K290JH				
			±20%	CKG45KX7S2A335M290JH				
4.7µF	3225	3.35±0.10	±10%	CKG32KX7S2A475K335AH	CKG32KX7S1H475K335AH			
			±20%	CKG32KX7S2A475M335AH	CKG32KX7S1H475M335AH			
	4532	2.90±0.10	±10%	CKG45KX7S2A475K290JH	CKG45KX7S1H475K290JH			
			±20%	CKG45KX7S2A475M290JH	CKG45KX7S1H475M290JH			
6.8µF	3225	3.35±0.10	±10%	CKG32KX7S1H685K335AH				
			±20%	CKG32KX7S1H685M335AH				
	4532	5.00±0.50	±20%	CKG45NX7S2A685M500JH				
			5750	3.35±0.15	±10%	CKG57KX7S2A685K335JH		
±20%	CKG57KX7S2A685M335JH							
10µF	3225	3.35±0.10	±10%	CKG32KX7S1H106K335AH				
			±20%	CKG32KX7S1H106M335AH				
	4532	5.00±0.50	±20%	CKG45NX7S2A106M500JH	CKG45NX7S1H106M500JH			
			5750	3.35±0.15	±10%	CKG57KX7S2A106K335JH	CKG57KX7S1H106K335JH	
±20%	CKG57KX7S2A106M335JH	CKG57KX7S1H106M335JH						
15µF	5750	3.35±0.15	±20%	CKG57KX7S2A156M335JH				
22µF	4532	2.90±0.10	±20%	CKG45KX7S1C226M290JH				
			±20%	CKG57NX7S2A226M500JH	CKG57NX7S1H226M500JH			
	4532	5.00±0.50	±20%	CKG45NX7S1C476M500JH				
47µF	5750	3.35±0.15	±20%	CKG57KX7S1C476M335JH				
			±20%	CKG57NX7S1E476M500JH				
100µF	5750	5.00±0.50	±20%	CKG57NX7S1C107M500JH				

■ Gray items: These products are not recommended for new designs. Click the part numbers for details.

⚠ Please be sure to request delivery specifications that provide further details on the features and specifications of the products for proper and safe use. Please note that the contents may change without any prior notice due to reasons such as upgrading.

MULTILAYER CERAMIC CHIP CAPACITORS



Capacitance range table

Temperature characteristic: X7T (-55 to +125°C, +22,-33%)

Capacitance	Dimensions	Thickness (mm)	Capacitance tolerance	Catalog number		
				Rated voltage Edc: 630V	Rated voltage Edc: 450V	Rated voltage Edc: 250V
100nF	3225	3.35±0.10	±10%	CKG32KX7T2J104K335AH		
			±20%	CKG32KX7T2J104M335AH		
150nF	3225	3.35±0.10	±10%	CKG32KX7T2J154K335AH		
			±20%	CKG32KX7T2J154M335AH		
	4532	2.90±0.10	±10%	CKG45KX7T2J154K290JH		
			±20%	CKG45KX7T2J154M290JH		
220nF	3225	3.35±0.10	±10%		CKG32KX7T2W224K335AH	
			±20%		CKG32KX7T2W224M335AH	
	4532	2.90±0.10	±10%	CKG45KX7T2J224K290JH		
			±20%	CKG45KX7T2J224M290JH		
330nF	3225	3.35±0.10	±10%			CKG32KX7T2E334K335AH
			±20%			CKG32KX7T2E334M335AH
	4532	2.90±0.10	±10%		CKG45KX7T2W334K290JH	
			±20%		CKG45KX7T2W334M290JH	
		5.00±0.50	±20%	CKG45NX7T2J334M500JH		
	5750	3.35±0.15	±10%	CKG57KX7T2J334K335JH		
±20%			CKG57KX7T2J334M335JH			
470nF	4532	2.90±0.10	±10%		CKG45KX7T2W474K290JH	
			±20%		CKG45KX7T2W474M290JH	
		5.00±0.50	±20%	CKG45NX7T2J474M500JH		
	5750	3.35±0.15	±10%	CKG57KX7T2J474K335JH		
±20%			CKG57KX7T2J474M335JH			
680nF	4532	2.90±0.10	±10%			CKG45KX7T2E684K290JH
			±20%			CKG45KX7T2E684M290JH
		5.00±0.50	±20%		CKG45NX7T2W684M500JH	
	5750	3.35±0.15	±10%		CKG57KX7T2W684K335JH	
±20%				CKG57KX7T2W684M335JH		
	5.00±0.50	±20%	CKG57NX7T2J684M500JH			
1µF	4532	2.90±0.10	±10%			CKG45KX7T2E105K290JH
			±20%			CKG45KX7T2E105M290JH
		5.00±0.50	±20%		CKG45NX7T2W105M500JH	
	5750	3.35±0.15	±10%		CKG57KX7T2W105K335JH	
±20%				CKG57KX7T2W105M335JH		
	5.00±0.50	±20%	CKG57NX7T2J105M500JH			
1.5µF	4532	5.00±0.50	±20%			CKG45NX7T2E155M500JH
						CKG57KX7T2E155K335JH
	5750	3.35±0.15	±10%			CKG57KX7T2E155M335JH
			±20%		CKG57NX7T2W155M500JH	
	5.00±0.50	±20%			CKG45NX7T2E225M500JH	
2.2µF	5750	3.35±0.15	±10%			CKG57KX7T2E225K335JH
			±20%			CKG57KX7T2E225M335JH
		5.00±0.50	±20%		CKG57NX7T2W225M500JH	
	3.3µF	5750	5.00±0.50	±20%		

■ Gray items: These products are not recommended for new designs.
Click the part numbers for details.