

Clamp filters For cable



ZCAT series



FEATURES

- Using TDK's unique structure where the ferrite core is mounted and integrated in a plastic case, it is possible to attach them to interface cables and power cables with one touch without having to cut the cables.
- Have excellent absorption of high-frequency noise using the high-frequency absorption characteristics of the ferrite core.
- Effective for common mode noise, so can be implemented as a noise countermeasure without influencing signal quality.
- Series are according to the outer diameter of the cable in order to be compatible with various cable sizes.

APPLICATION

- PCs, monitors, HDDs, digital telephones, audio equipment, electronic musical instruments, video games, copiers, and facsimiles

PART NUMBER CONSTRUCTION

ZCAT	2436-13	30	A	-BK		
Series name	Shape dimensions (mm)	Product internal code	Fixing type code		Outer color code	
			A	Fixed cable type (cable is affixed to the main body)	-BK	Black
			B	Chassis fixed type	Non code	Gray
			D	Flat cable type		
			DT	Flat cable type (double-sided tape fixed type)		
			Non code	Band fixed type (cable is affixed to the body by a cable tie)		

PRODUCT LINEUP

Type	Part No.	Impedance(Ω)min.		
		[10 to 100MHz]	[100 to 500MHz]	[50 to 500MHz]
ZCAT	ZCAT1518-0730(-BK)	25	50	—
	ZCAT2017-0930(-BK)	20	50	—
	ZCAT2032-0930(-BK)	50	100	—
	ZCAT2132-1130(-BK)	40	80	—
	ZCAT3035-1330(-BK)	80	150	—
ZCAT-A	ZCAT1325-0530A(-BK)	50	100	—
	ZCAT1730-0730A(-BK)	40	80	—
	ZCAT2035-0930A(-BK)	50	100	—
	ZCAT2235-1030A(-BK)	50	100	—
	ZCAT2436-1330A(-BK)	30	80	—
ZCAT-B	ZCAT2017-0930B(-BK)	20	50	—
ZCAT-D	ZCAT3618-2630D(-BK)	—	—	30
	ZCAT4625-3430D(-BK)	—	—	35
	ZCAT6819-5230D(-BK)	—	—	35
ZCAT-DT	ZCAT3618-2630DT(-BK)	—	—	30
	ZCAT4625-3430DT(-BK)	—	—	35
	ZCAT6819-5230DT(-BK)	—	—	35
ZCAT**D	ZCAT10D(-BK)	25	70	—
	ZCAT13D(-BK)	40	100	—
	ZCAT20D(-BK)	60	150	—

Background yellow: The products which are planning to stop production.

ZCAT type

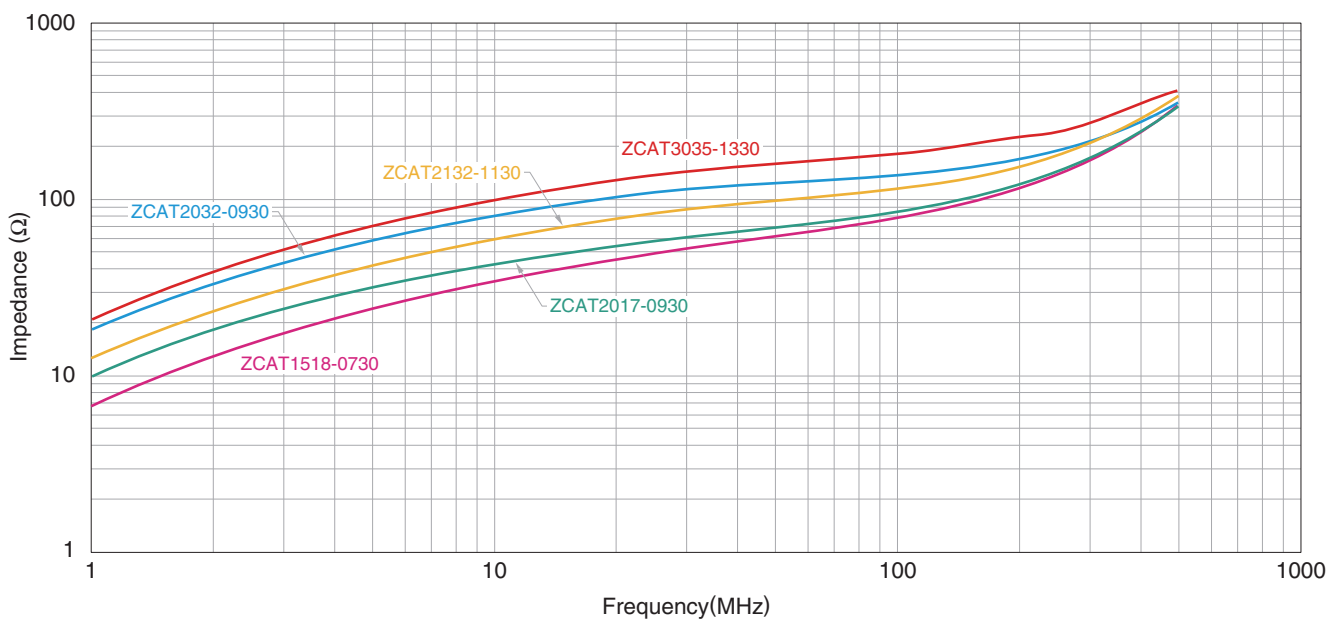
CHARACTERISTICS SPECIFICATION TABLE

Part No.	Impedance(Ω)min.			Operating temperature range ($^{\circ}$ C)	Individual weight (g)
	[10 to 100MHz]	[100 to 500MHz]	[50 to 500MHz]		
ZCAT1518-0730(-BK)*	25	50	—	-40 to 85	6
ZCAT2017-0930(-BK)*	20	50	—		11
ZCAT2032-0930(-BK)*	50	100	—		21
ZCAT2132-1130(-BK)*	40	80	—		22
ZCAT3035-1330(-BK)*	80	150	—		62

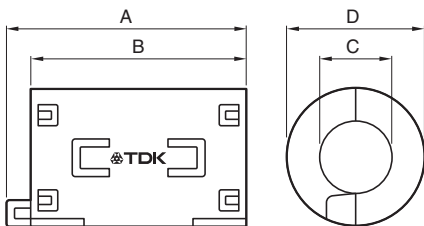
* A cable tie is included when shipped.

• Test conditions: When passing through an impedance meter (unloaded) ϕ 1mm copper cable

IMPEDANCE VS. FREQUENCY CHARACTERISTICS




SHAPE & DIMENSIONS

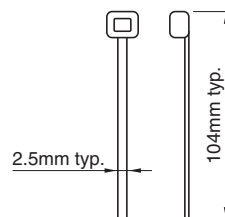


Part No.	Dimensions (mm)				Applicable cable outer diameter
	A	B	C	D	
ZCAT1518-0730(-BK)*	22 \pm 1	18 \pm 1	7 \pm 1	15 \pm 1	7max.
ZCAT2017-0930(-BK)*	21 \pm 1	17 \pm 1	9 \pm 1	20 \pm 1	9max.
ZCAT2032-0930(-BK)*	36 \pm 1	32 \pm 1	9 \pm 1	19.5 \pm 1	9max.
ZCAT2132-1130(-BK)*	36 \pm 1	32 \pm 1	11 \pm 1	20.5 \pm 1	11max.
ZCAT3035-1330(-BK)*	39 \pm 1	34 \pm 1	13 \pm 1	30 \pm 1	13max.

INTERNAL CONSTRUCTION



STRUCTURE OF THE CABLE TIE



⚠ Please be sure to request delivery specifications that provide further details on the features and specifications of the products for proper and safe use. (2/9)
Please note that the contents may change without any prior notice due to reasons such as upgrading.

20220609

clamp-filter_commercial_zcat_en

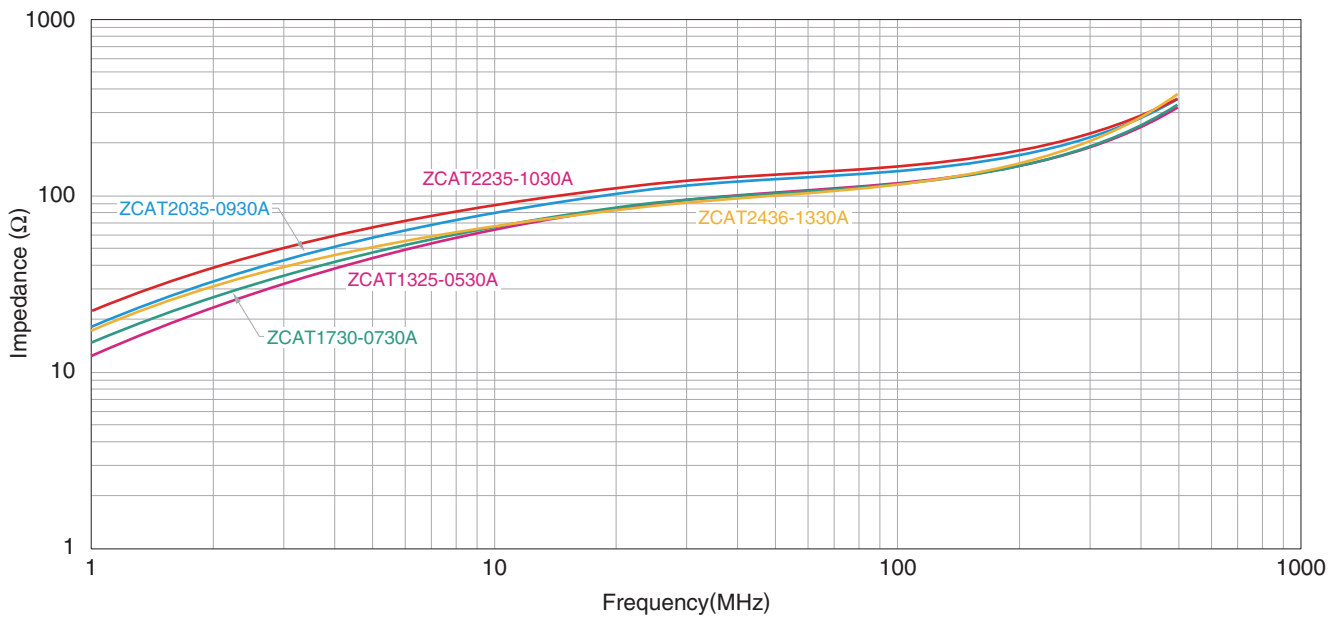
ZCAT-A type

CHARACTERISTICS SPECIFICATION TABLE

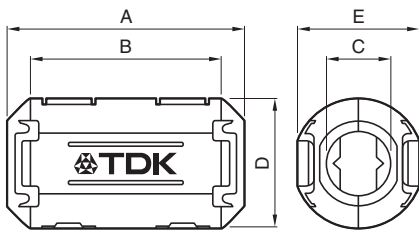
Part No.	Impedance(Ω)min.			Operating temperature range (°C)	Individual weight (g)
	[10 to 100MHz]	[100 to 500MHz]	[50 to 500MHz]		
ZCAT1325-0530A(-BK)	50	100	—	-40 to 85	6
ZCAT1730-0730A(-BK)	40	80	—		12
ZCAT2035-0930A(-BK)	50	100	—		21
ZCAT2235-1030A(-BK)	50	100	—		26
ZCAT2436-1330A(-BK)	30	80	—		29

• Test conditions: When passing through an impedance meter (unloaded) ϕ 1mm copper cable

IMPEDANCE VS. FREQUENCY CHARACTERISTICS




SHAPE & DIMENSIONS



Part No.	Dimensions (mm)					Applicable cable outer diameter
	A	B	C	D	E	
ZCAT1325-0530A(-BK)	25±1	20±1	5±1	12.8±1	11.2±1	3 to 5(USB)
ZCAT1730-0730A(-BK)	30±1	23±1	7±1	16.5±1	15±1	4 to 7(USB/IEEE1394)
ZCAT2035-0930A(-BK)	35±1	28±1	9±1	19.5±1	17.4±1	6 to 9
ZCAT2235-1030A(-BK)	35±1	28±1	10±1	21.5±1	20±1	8 to 10
ZCAT2436-1330A(-BK)	36±1	29±1	13±1	23.5±1	22±1	10 to 13

INTERNAL CONSTRUCTION



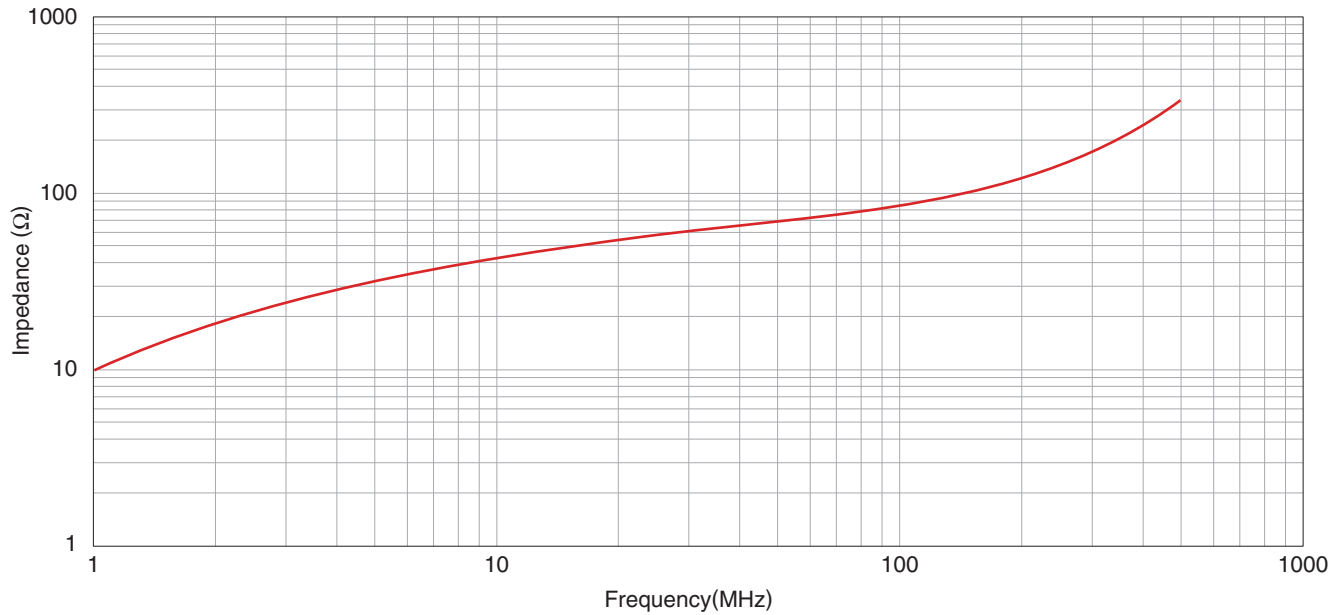
ZCAT-B type

CHARACTERISTICS SPECIFICATION TABLE

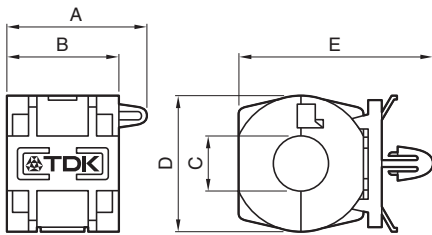
Part No.	Impedance(Ω)min.			Operating temperature range ($^{\circ}$ C)	Individual weight (g)
	[10 to 100MHz]	[100 to 500MHz]	[50 to 500MHz]		
ZCAT2017-0930B(-BK)	20	50	—	-40 to 85	12

• Chassis fixed type attachment hole: ϕ 4.8 to 4.9mm, Plate thickness: 0.5 to 2mm

IMPEDANCE VS. FREQUENCY CHARACTERISTICS




SHAPE & DIMENSIONS



Part No.	Dimensions (mm)					Applicable cable outer diameter
	A	B	C	D	E	
ZCAT2017-0930B(-BK)	21 \pm 1	17 \pm 1	9 \pm 1	20 \pm 1	(29)	9max.

INTERNAL CONSTRUCTION



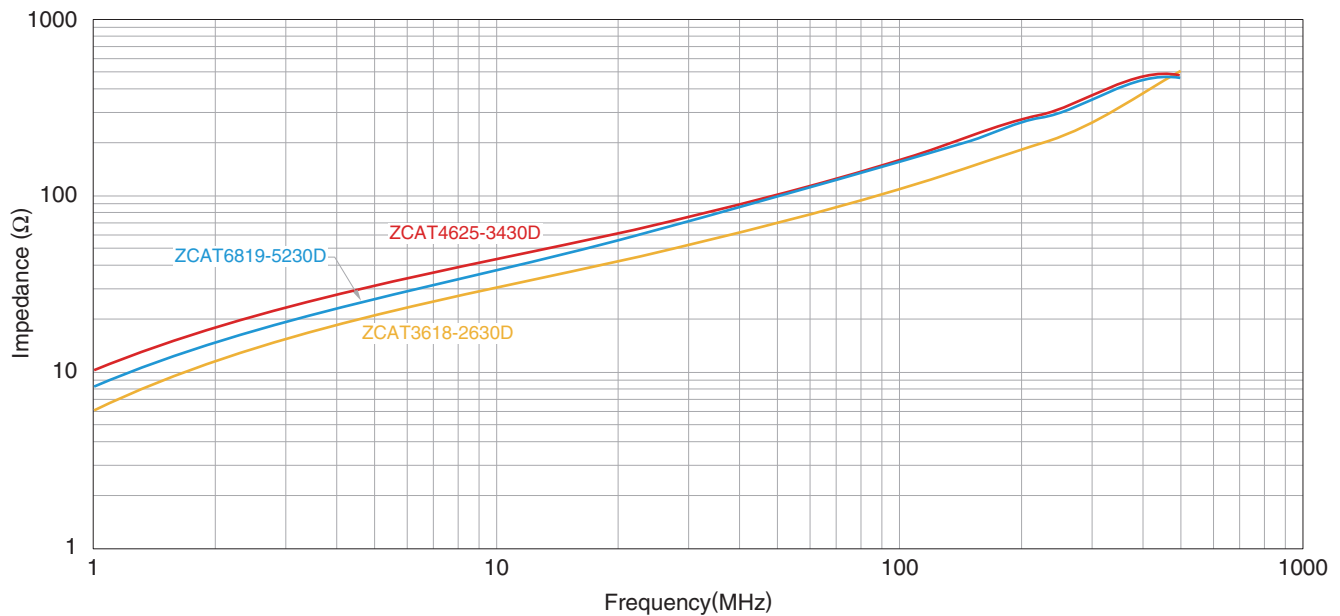
ZCAT-D type

CHARACTERISTICS SPECIFICATION TABLE

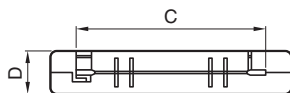

Part No.	Impedance(Ω)min.			Operating temperature range ($^{\circ}$ C)	Individual weight (g)
	[10 to 100MHz]	[100 to 500MHz]	[50 to 500MHz]		
ZCAT3618-2630D(-BK)	—	—	30	-40 to 85	16
ZCAT4625-3430D(-BK)	—	—	35		34
ZCAT6819-5230D(-BK)	—	—	35		60

• Test conditions: When passing through an impedance meter (unloaded) ϕ 1mm copper cable

IMPEDANCE VS. FREQUENCY CHARACTERISTICS




SHAPE & DIMENSIONS



Applicable cable thickness:
1.3mm max.

Part No.	Dimensions (mm)				Applicable cable outer diameter
	A	B	C	D	
ZCAT3618-2630D(-BK)	35.5 \pm 1	17.5 \pm 1	26 \pm 1	11.5 \pm 1	For 20 wires flat cable
ZCAT4625-3430D(-BK)	45.5 \pm 1	24.5 \pm 1	34 \pm 1	12 \pm 1	For 26 wires flat cable
ZCAT6819-5230D(-BK)	67.5 \pm 1	18.5 \pm 1	52 \pm 1	16 \pm 1	For 40 wires flat cable

INTERNAL CONSTRUCTION



ZCAT-DT type

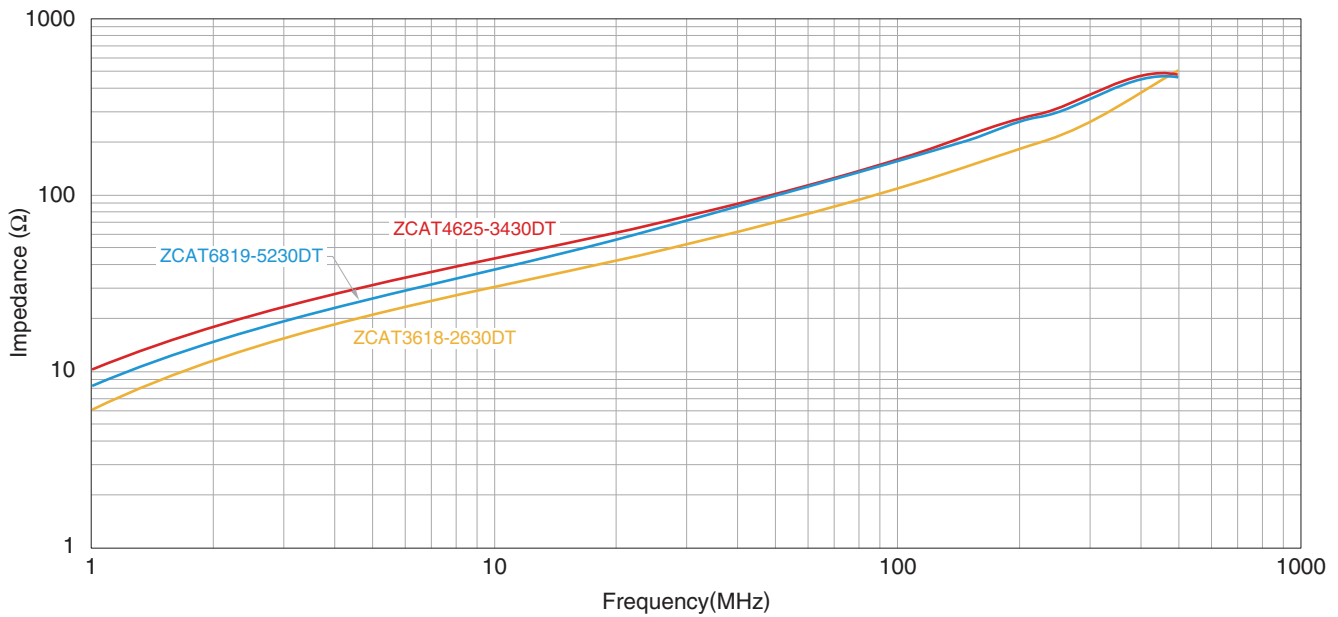
CHARACTERISTICS SPECIFICATION TABLE

Part No.	Impedance(Ω)min.			Operating temperature range ($^{\circ}$ C)	Individual weight (g)
	[10 to 100MHz]	[100 to 500MHz]	[50 to 500MHz]		
ZCAT3618-2630DT(-BK)*	—	—	30	-40 to 85	16
ZCAT4625-3430DT(-BK)*	—	—	35		34
ZCAT6819-5230DT(-BK)*	—	—	35		60

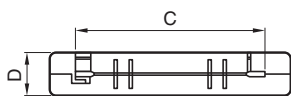

* Double-sided tape fixed type (tape included when shipped).

• Test conditions: When passing through an impedance meter (unloaded) ϕ 1mm copper cable

IMPEDANCE VS. FREQUENCY CHARACTERISTICS



SHAPE & DIMENSIONS



Applicable cable thickness: 1.3mm max.

Part No.	Dimensions (mm)				Applicable cable outer diameter
	A	B	C	D	
ZCAT3618-2630DT(-BK)*	35.5 \pm 1	17.5 \pm 1	26 \pm 1	12.5 \pm 1	For 20 wires flat cable
ZCAT4625-3430DT(-BK)*	45.5 \pm 1	24.5 \pm 1	34 \pm 1	13 \pm 1	For 26 wires flat cable
ZCAT6819-5230DT(-BK)*	67.5 \pm 1	18.5 \pm 1	52 \pm 1	17 \pm 1	For 40 wires flat cable

INTERNAL CONSTRUCTION



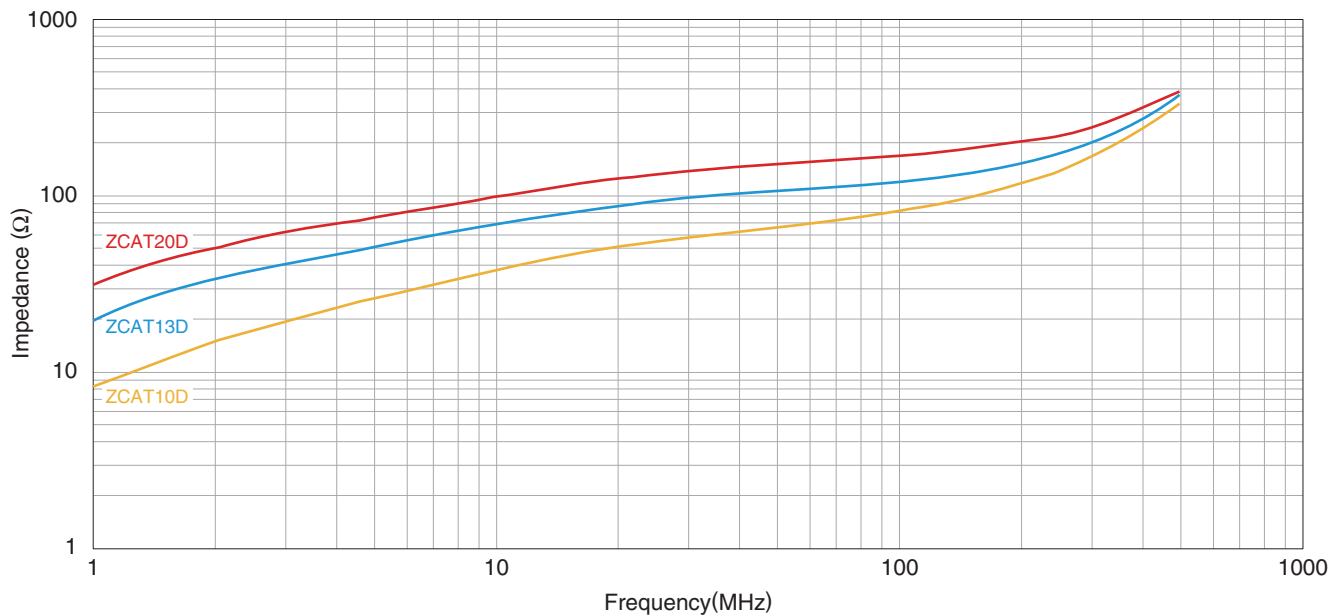
ZCAT**D type

CHARACTERISTICS SPECIFICATION TABLE

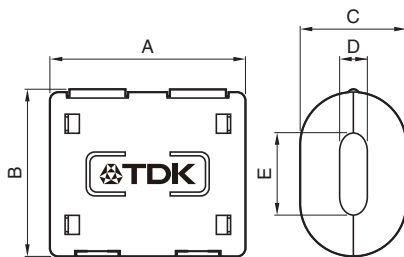
Part No.	Impedance(Ω)min.			Operating temperature range ($^{\circ}$ C)	Individual weight (g)
	[10 to 100MHz]	[100 to 500MHz]	[50 to 500MHz]		
ZCAT10D(-BK)	25	70	—	-40 to 85	6
ZCAT13D(-BK)	40	100	—		15
ZCAT20D(-BK)	60	150	—		45

• Test conditions: When passing through an impedance meter (unloaded) ϕ 1mm copper cable

IMPEDANCE VS. FREQUENCY CHARACTERISTICS




SHAPE & DIMENSIONS



Part No.	Dimensions (mm)					Applicable cable outer diameter
	A	B	C	D	E	
ZCAT10D(-BK)	27 \pm 1	14.5 \pm 1	10 \pm 1	4 \pm 1	7 \pm 1	4max.
ZCAT13D(-BK)	34 \pm 1	20 \pm 1	13 \pm 1	5 \pm 1	8.5 \pm 1	5max.
ZCAT20D(-BK)	35 \pm 1	30 \pm 1	20 \pm 1	5 \pm 1	15 \pm 1	5max.

INTERNAL CONSTRUCTION



Please be sure to request delivery specifications that provide further details on the features and specifications of the products for proper and safe use. Please note that the contents may change without any prior notice due to reasons such as upgrading.







(7/9)


20220609

clamp-filter_commercial_zcat_en

ZCAT series

OUTER BOX SIZE, PACKAGE QUANTITY

Type	Part No.	Number of products (pieces/trays)	Number of interior trays (trays/box)	Package quantity (pieces/box)	Outer box size
ZCAT 	ZCAT1518-0730(-BK)	112	8	896	490x350x220
	ZCAT2017-0930(-BK)	80	8	640	490x350x220
	ZCAT2032-0930(-BK)	60	7	420	490x350x220
	ZCAT2132-1130(-BK)	60	8	480	490x350x220
	ZCAT3035-1330(-BK)	40	5	200	490x350x220
ZCAT-A 	ZCAT1325-0530A(-BK)	112	12	1,344	490x350x220
	ZCAT1730-0730A(-BK)	84	10	840	490x350x220
	ZCAT2035-0930A(-BK)	60	8	480	490x350x220
	ZCAT2235-1030A(-BK)	50	8	400	490x350x220
	ZCAT2436-1330A(-BK)	50	8	400	490x350x220
ZCAT-B 	ZCAT2017-0930B(-BK)	70	5	350	385x331x216
ZCAT-D 	ZCAT3618-2630D(-BK)	80	6	480	395x250x225
	ZCAT4625-3430D(-BK)	40	6	240	395x250x225
	ZCAT6819-5230D(-BK)	20	8	160	395x250x225
ZCAT-DT 	ZCAT3618-2630DT(-BK)	80	6	480	395x250x225
	ZCAT4625-3430DT(-BK)	40	6	240	395x250x225
	ZCAT6819-5230DT(-BK)	20	8	160	395x250x225
ZCAT**D 	ZCAT10D(-BK)	77	10	770	490x350x220
	ZCAT13D(-BK)	50	9	450	490x350x220
	ZCAT20D(-BK)	40	7	280	490x350x220

 Background yellow: The products which are planning to stop production.

REMINDERS FOR USING THESE PRODUCTS

Before using these products, be sure to request the delivery specifications.

SAFETY REMINDERS

Please pay sufficient attention to the warnings for safe designing when using this products.

REMINDERS

- The storage period is within 6 months. Be sure to follow the storage conditions (temperature: 5 to 40°C, humidity: 20 to 75% RH or less).
- Do not use or store in locations where there are conditions such as gas corrosion (salt, acid, alkali, etc.).
- The case may crack when it is handled below freezing point or when it experiences a fall or other mechanical shock, as it is made of plastic; please exercise caution when handling the case.
- In a case where the product is attached to a cable larger than the product's internal diameter, the ferrite core may be damaged. Please confirm compatibility with the cable before use.
- Dropping or forcible engagement may cause damage to the product. Please handle the product with care when engaging.
- Do not detach and reuse a product that has been engaged.
- Do not expose the products to magnets or magnetic fields.
- Do not use for a purpose outside of the contents regulated in the delivery specifications.
- The products listed on this catalog are intended for use in general electronic equipment (AV equipment, telecommunications equipment, home appliances, amusement equipment, computer equipment, personal equipment, office equipment, measurement equipment, industrial robots) under a normal operation and use condition.
The products are not designed or warranted to meet the requirements of the applications listed below, whose performance and/or quality require a more stringent level of safety or reliability, or whose failure, malfunction or trouble could cause serious damage to society, person or property.
If you intend to use the products in the applications listed below or if you have special requirements exceeding the range or conditions set forth in the each catalog, please contact us.

- (1) Aerospace/aviation equipment
- (2) Transportation equipment (cars, electric trains, ships, etc.)
- (3) Medical equipment
- (4) Power-generation control equipment
- (5) Atomic energy-related equipment
- (6) Seabed equipment
- (7) Transportation control equipment

- (8) Public information-processing equipment
- (9) Military equipment
- (10) Electric heating apparatus, burning equipment
- (11) Disaster prevention/crime prevention equipment
- (12) Safety equipment
- (13) Other applications that are not considered general-purpose applications

When designing your equipment even for general-purpose applications, you are kindly requested to take into consideration securing protection circuit/device or providing backup circuits in your equipment.