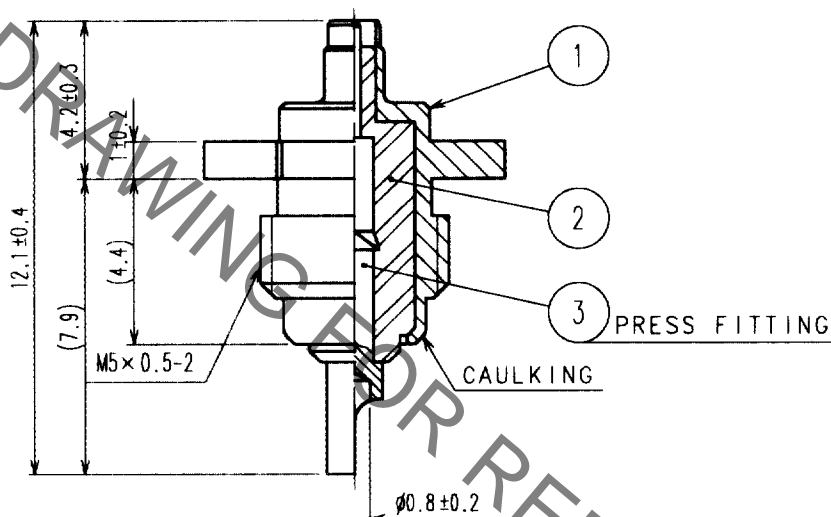
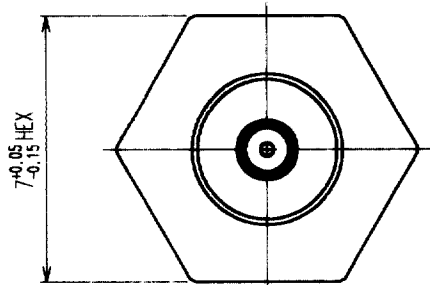


1					2					3					4				
COUNT	DESCRIPTION OF REVISIONS				BY	CHKD	DATE			COUNT	DESCRIPTION OF REVISIONS				BY	CHKD	DATE		
△							. . .			△							. . .		
△							. . .			△							. . .		
△							. . .			△							. . .		



- NOTE 1. THIS PRODUCT DOES NOT PROVIDE A LOCKING STRUCTURE.
USE ONLY AS CHECKING TERMINALS FOR THE W.FL SERIES.
2. THIS PRODUCT DOES NOT PROVIDE WRENCHING PREVENTION.
ALIGN THE AXIS OF THE MATING PAIR AND INSERT AND EXTRACT VERTICALLY.
3. ROTATIONAL POSITION OF THE SOLDER CUP OF THE CENTER CONTACT SHALL BE OPTIONAL.

3	BERYLLIUM COPPER	GOLD PLATING
2	PTFE	
1	STAINLESS STEEL	NICKEL PLATING

NO.	MATERIAL	FINISH, REMARKS	NO.	MATERIAL	FINISH, REMARKS
-----	----------	-----------------	-----	----------	-----------------

CODE NO. (OLD)

CL396-4428-B

DRAWN

DESIGNED

CHECKED

APPROVED

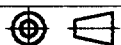
RELEASED

03.06.10
N. Ninomiya

03.06.10
M. Yamane

03.06.10
T. Kobayashi

03.06.10



SCALE

5 : 1

UNITS

mm

DRAWING NO.

EDC4-136554

PART NO.

W.FL-R-1

CODE NO.

CL331-0483-9

1

1

FORM NO. 228