

# MULTI-LAYER HIGH-Q CAPACITORS



These lines of multilayer capacitors have been developed for High-Q and microwave applications.

- The S-Series (R07S, R14S, R15S) capacitors give an ultra-high Q performance, and exhibit NPO temperature characteristics.
- The L-Series (R05L) capacitors give mid-high Q performance, and exhibit NPO temperature characteristics.
- The E-Series (S42E, S48E, S58E) capacitors give excellent high-Q performance from HF to Microwave frequencies. Typical uses are high voltage, high current applications. These are offered in various terminations styles.
- RoHS compliance is standard for all unleaded parts (see termination options box).
- Automotive versions (AEC-Q200) of R05L, R07S, R14S, R15S, and S42E series are available on request

## HOW TO ORDER

|   |  |   |   |  |   |  |          |             |
|---|--|---|---|--|---|--|----------|-------------|
| <b>252</b>  | <b>S48</b>   | <b>E</b>  | <b>470</b>  | <b>K</b>   | <b>U</b>  | <b>4</b>   | <b>E</b> | <b>-AEC</b> |
| <b>WVDC<sup>2</sup></b><br>250 = 25 V<br>500 = 50V<br>201 = 200 V<br>251 = 250 V<br>501 = 500 V<br>102 = 1000 V<br>152 = 1500 V<br>252 = 2500 V<br>362 = 3600 V<br>722 = 7200 V | <b>CASE SIZE</b><br>R05 (0201)<br>R07 (0402)<br>R14 (0603)<br>R15 (0805)<br>S42 (1111)<br>S48 (2525)<br>S58 (3838) | <b>CAPACITANCE (pF)</b><br>1st two digits are significant; third digit denotes number of zeros, R = decimal.<br>100 = 10 pF<br>101 = 100 pF           | <b>TOLERANCE</b><br>< 10pF<br>A = ± 0.05 pF<br>B = ± 0.10 pF<br>C = ± 0.25 pF<br>D = ± 0.50 pF<br><br>≥ 10pF<br>F = ±1 %<br>G = ±2%<br>J = ±5%<br>K = ± 10%<br><br>For tolerance availability, see chart. | <b>TERMINATION</b><br>Nickel Barrier<br>V = Ni/Sn (Green)<br>T = Ni/SnPb<br>G = Ni/Au (Green)<br>Non-Mag <sup>1</sup><br>U = Cu/Sn (Green)<br>C = Cu/SnPb<br>Leaded (All Non-Mag) <sup>1</sup><br>1 = Microstrip<br>2 = Axial Ribbon<br>3 = Axial Wire<br>4 = Radial Ribbon<br>5 = Radial Wire | <b>PACKAGING</b><br>S = Bulk<br>W = Waffle Pack<br>0201 - 0603<br>Y = Paper 5" Reel<br>T = Paper 7" Reel<br>R <sup>1</sup> = Paper 13" Reel<br>J <sup>1</sup> = Paper 5" Reel - 0805 - 3838<br>Z = Embossed 5" Reel<br>E = Embossed 7" Reel<br>U <sup>1</sup> = Embossed 13" Reel<br>M <sup>1</sup> = Embossed 5" Reel - Horizontally Oriented Electrodes<br>Q <sup>1</sup> = Embossed 5" Reel - Vertically Oriented Electrodes<br>G <sup>1</sup> = Embossed 7" Reel - Horizontally Oriented Electrodes<br>P <sup>1</sup> = Embossed 7" Reel - Vertically Oriented Electrodes<br>Tape specifications conform to EIA RS481 | <b>QUALIFICATION</b><br>AEC-Q200 qualification <sup>3</sup> (optional) |          |             |
| Part Number written:<br>252S48E470KU4E  |  | <b>DIELECTRIC</b><br>S = Ultra High Q NPO<br>L = High Q NPO<br>E = Ultra High Q NPO, High Voltage, High Power<br>G = Fully Oriented, Ultra High-Q NPO | <b>MARKING</b><br>3 = Cap Code & Tolerance<br>4 = No Marking<br>6 = EIA Code<br>(Marking option is only available on 0805 and larger case sizes)  |  |   |  |          |             |



<sup>1</sup> - Not available for all MLCC - Call factory for info.

<sup>2</sup> - WVDC - Working Voltage DC.

<sup>3</sup> - Qualification required for automotive application, Not available for all series - Call factory for info.



## LOW ESR / HIGH-Q CAPACITOR SELECTION CHART

| EIA Size       |      | RF Power Applications |             |             |             |             |             |             |             |       |       |
|----------------|------|-----------------------|-------------|-------------|-------------|-------------|-------------|-------------|-------------|-------|-------|
|                |      | 0201 (R05)            | 0402 (R07S) | 0603 (R14S) | 0805 (R15S) | 0805 (R15L) | 1111 (S42E) | 2525 (S48E) | 3838 (S58E) |       |       |
| Cap. Value     |      | NPO (R05L)            |             |             |             |             |             |             |             |       |       |
| Capacitance pF | Code |                       |             |             |             |             |             |             |             |       |       |
| 0.1            | 0R1  | 25/50 V               | 50/250 V    | 250 V       |             |             |             |             |             |       |       |
| 0.2            | 0R2  | 25/50 V               | 50/250 V    | 250 V       |             |             | 500V        | 1500V       |             |       |       |
| 0.3            | 0R3  | 25/50 V               | 50/250 V    | 250 V       | 250 V       |             | 500V        | 1500V       |             |       |       |
| 0.4            | 0R4  | 25/50 V               | 50/250 V    | 250 V       | 250 V       |             | 500V        | 1500V       |             |       |       |
| 0.5            | 0R5  | 25/50 V               | 50/250 V    | 250 V       | 250 V       |             | 500V        | 1500V       | 3600V       |       |       |
| 0.6            | 0R6  | 25/50 V               | 50/250 V    | 250 V       | 250 V       |             | 500V        | 1500V       | 3600V       | 3600V | 7200V |
| 0.7            | 0R7  | 25/50 V               | 50/250 V    | 250 V       | 250 V       |             | 500V        | 1500V       | 3600V       | 3600V | 7200V |
| 0.8            | 0R8  | 25/50 V               | 50/250 V    | 250 V       | 250 V       |             | 500V        | 1500V       | 3600V       | 3600V | 7200V |
| 0.9            | 0R9  | 25/50 V               | 50/250 V    | 250 V       | 250 V       |             | 500V        | 1500V       | 3600V       | 3600V | 7200V |
| 1.0            | 1R0  | 25/50 V               | 50/250 V    | 250 V       | 250 V       |             | 500V        | 1500V       | 3600V       | 3600V | 7200V |
| 1.1            | 1R1  | 25/50 V               | 50/250 V    | 250 V       | 250 V       |             | 500V        | 1500V       | 3600V       | 3600V | 7200V |
| 1.2            | 1R2  | 25/50 V               | 50/250 V    | 250 V       | 250 V       |             | 500V        | 1500V       | 3600V       | 3600V | 7200V |
| 1.3            | 1R3  | 25/50 V               | 50/250 V    | 250 V       | 250 V       |             | 500V        | 1500V       | 3600V       | 3600V | 7200V |
| 1.4            | 1R4  | 25/50 V               | 50/250 V    | 250 V       | 250 V       |             | 500V        | 1500V       | 3600V       | 3600V | 7200V |
| 1.5            | 1R5  | 25/50 V               | 50/250 V    | 250 V       | 250 V       |             | 500V        | 1500V       | 3600V       | 3600V | 7200V |
| 1.6            | 1R6  | 25/50 V               | 50/250 V    | 250 V       | 250 V       |             | 500V        | 1500V       | 3600V       | 3600V | 7200V |
| 1.7            | 1R7  | 25/50 V               | 50/250 V    | 250 V       | 250 V       |             | 500V        | 1500V       | 3600V       | 3600V | 7200V |
| 1.8            | 1R8  | 25/50 V               | 50/250 V    | 250 V       | 250 V       |             | 500V        | 1500V       | 3600V       | 3600V | 7200V |
| 1.9            | 1R9  | 25/50 V               | 50/250 V    | 250 V       | 250 V       |             | 500V        | 1500V       | 3600V       | 3600V | 7200V |
| 2.0            | 2R0  | 25/50 V               | 50/250 V    | 250 V       | 250 V       |             | 500V        | 1500V       | 3600V       | 3600V | 7200V |
| 2.1            | 2R1  | 25/50 V               | 50/250 V    | 250 V       | 250 V       |             | 500V        | 1500V       | 3600V       | 3600V | 7200V |
| 2.2            | 2R2  | 25/50 V               | 50/250 V    | 250 V       | 250 V       |             | 500V        | 1500V       | 3600V       | 3600V | 7200V |
| 2.4            | 2R4  | 25/50 V               | 50/250 V    | 250 V       | 250 V       |             | 500V        | 1500V       | 3600V       | 3600V | 7200V |
| 2.7            | 2R7  | 25/50 V               | 50/250 V    | 250 V       | 250 V       |             | 500V        | 1500V       | 3600V       | 3600V | 7200V |
| 3.0            | 3R0  | 25/50 V               | 50/250 V    | 250 V       | 250 V       |             | 500V        | 1500V       | 3600V       | 3600V | 7200V |
| 3.3            | 3R3  | 25/50 V               | 50/250 V    | 250 V       | 250 V       |             | 500V        | 1500V       | 3600V       | 3600V | 7200V |
| 3.6            | 3R6  | 25/50 V               | 50/200 V    | 250 V       | 250 V       |             | 500V        | 1500V       | 3600V       | 3600V | 7200V |
| 3.9            | 3R9  | 25/50 V               | 50/200 V    | 250 V       | 250 V       |             | 500V        | 1500V       | 3600V       | 3600V | 7200V |
| 4.3            | 4R3  | 25/50 V               | 50/200 V    | 250 V       | 250 V       |             | 500V        | 1500V       | 3600V       | 3600V | 7200V |
| 4.7            | 4R7  | 25/50 V               | 50/200 V    | 250 V       | 250 V       |             | 500V        | 1500V       | 3600V       | 3600V | 7200V |
| 5.1            | 5R1  | 25/50 V               | 50/200 V    | 250 V       | 250 V       |             | 500V        | 1500V       | 3600V       | 3600V | 7200V |
| 5.6            | 5R6  | 25/50 V               | 50/200 V    | 250 V       | 250 V       |             | 500V        | 1500V       | 3600V       | 3600V | 7200V |
| 6.2            | 6R2  | 25/50 V               | 50/200 V    | 250 V       | 250 V       |             | 500V        | 1500V       | 3600V       | 3600V | 7200V |
| 6.8            | 6R8  | 25/50 V               | 50/200 V    | 250 V       | 250 V       |             | 500V        | 1500V       | 3600V       | 3600V | 7200V |
| 7.5            | 7R5  | 25/50 V               | 50/200 V    | 250 V       | 250 V       |             | 500V        | 1500V       | 3600V       | 3600V | 7200V |
| 8.2            | 8R2  | 25/50 V               | 50/200 V    | 250 V       | 250 V       |             | 500V        | 1500V       | 3600V       | 3600V | 7200V |
| 9.1            | 9R1  | 25/50 V               | 50/200 V    | 250 V       | 250 V       |             | 500V        | 1500V       | 3600V       | 3600V | 7200V |
| 10             | 100  | 25/50 V               | 50/200 V    | 250 V       | 250 V       |             | 500V        | 1500V       | 3600V       | 3600V | 7200V |
| 11             | 110  | 25/50 V               | 50/200 V    | 250 V       | 250 V       |             | 500V        | 1500V       | 3600V       | 3600V | 7200V |
| 12             | 120  | 25/50 V               | 50/200 V    | 250 V       | 250 V       |             | 500V        | 1500V       | 3600V       | 3600V | 7200V |
| 13             | 130  | 25/50 V               | 50/200 V    | 250 V       | 250 V       |             | 500V        | 1500V       | 3600V       | 3600V | 7200V |
| 15             | 150  | 25/50 V               | 50/200 V    | 250 V       | 250 V       |             | 500V        | 1500V       | 3600V       | 3600V | 7200V |
| 16             | 160  | 25/50 V               | 50/200 V    | 250 V       | 250 V       |             | 500V        | 1500V       | 3600V       | 3600V | 7200V |
| 18             | 180  | 25/50 V               | 50/200 V    | 250 V       | 250 V       |             | 500V        | 1500V       | 3600V       | 3600V | 7200V |
| 20             | 200  | 25/50 V               | 50/200 V    | 250 V       | 250 V       |             | 500V        | 1500V       | 3600V       | 3600V | 7200V |
| 22             | 220  | 25/50 V               | 50/200 V    | 250 V       | 250 V       |             | 500V        | 1500V       | 3600V       | 3600V | 7200V |
| 24             | 240  | 25/50 V               | 50/200 V    | 250 V       | 250 V       |             | 500V        | 1500V       | 3600V       | 3600V | 7200V |
| 27             | 270  | 25/50 V               | 50/200 V    | 250 V       | 250 V       |             | 500V        | 1500V       | 3600V       | 3600V | 7200V |
| 30             | 300  | 25/50 V               | 50 V        | 250 V       | 250 V       |             | 500V        | 1500V       | 3600V       | 3600V | 7200V |
| 33             | 330  | 25/50 V               | 50 V        | 250 V       | 250 V       |             | 500V        | 1500V       | 3600V       | 3600V | 7200V |

Consult factory for Non-Standard values.

\*\*A tolerance only available for R07S (0402) and R14S(0603) caps

# LOW ESR / HIGH-Q CAPACITOR SELECTION CHART

| EIA Size<br>Cap. Value |      |                  | RF Power Applications    |                |                |                |                |                |                |                |       |       |
|------------------------|------|------------------|--------------------------|----------------|----------------|----------------|----------------|----------------|----------------|----------------|-------|-------|
|                        |      |                  | 0201 (R05)<br>NPO (R05L) | 0402<br>(R07S) | 0603<br>(R14S) | 0805<br>(R15S) | 0805<br>(R15L) | 1111<br>(S42E) | 2525<br>(S48E) | 3838<br>(S58E) |       |       |
| Capacitance<br>pF      | Code | Tolerance        |                          |                |                |                |                |                |                |                |       |       |
| 36                     | 360  | F<br>G<br>J<br>K | 25/50 V                  |                | 250 V          | 250 V          |                | 500V           | 1500V          | 3600V          | 3600V | 7200V |
| 39                     | 390  |                  | 25/50 V                  |                | 250 V          | 250 V          |                | 500V           | 1500V          | 3600V          | 3600V | 7200V |
| 43                     | 430  |                  | 25/50 V                  |                | 250 V          | 250 V          |                | 500V           | 1500V          | 3600V          | 3600V | 7200V |
| 47                     | 470  |                  | 25/50 V                  |                | 250 V          | 250 V          |                | 500V           | 1500V          | 3600V          | 3600V | 7200V |
| 51                     | 510  |                  | 25/50 V                  |                | 250 V          | 250 V          |                | 500V           | 1500V          | 3600V          | 3600V | 7200V |
| 56                     | 560  |                  | 25/50 V                  |                | 250 V          | 250 V          |                | 500V           | 1500V          | 3600V          | 3600V | 7200V |
| 62                     | 620  |                  | 25/50 V                  |                | 250 V          | 250 V          |                | 500V           | 1500V          | 3600V          | 3600V | 7200V |
| 68                     | 680  |                  | 25/50 V                  |                | 250 V          | 250 V          |                | 500V           | 1500V          | 3600V          | 3600V | 7200V |
| 75                     | 750  |                  | 25/50 V                  |                | 250 V          | 250 V          |                | 500V           | 1500V          | 3600V          | 3600V | 7200V |
| 82                     | 820  |                  | 25/50 V                  |                | 250 V          | 250 V          |                | 500V           | 1500V          | 3600V          | 3600V | 7200V |
| 91                     | 910  |                  | 25/50 V                  |                | 250 V          | 250 V          |                | 500V           | 1500V          | 3600V          | 3600V | 7200V |
| 100                    | 101  |                  | 25/50 V                  |                | 250 V          | 250 V          |                | 500V           | 1500V          | 3600V          | 3600V | 7200V |
| 110                    | 111  |                  |                          |                |                | 250 V          |                | 300V           | 1500V          | 2500V          | 3600V | 7200V |
| 120                    | 121  |                  |                          |                |                | 250 V          |                | 300V           | 1000V          | 2500V          | 3600V | 7200V |
| 130                    | 131  |                  |                          |                |                | 250 V          |                | 300V           | 1000V          | 2500V          | 3600V | 7200V |
| 150                    | 151  |                  |                          |                |                | 250 V          |                | 300V           | 1000V          | 2500V          | 3600V | 7200V |
| 160                    | 161  |                  |                          |                |                | 250 V          |                | 300V           | 1000V          | 2500V          | 3600V | 7200V |
| 180                    | 181  |                  |                          |                |                | 250 V          |                | 300V           | 1000V          | 2500V          | 3600V | 7200V |
| 200                    | 201  |                  |                          |                |                | 250 V          |                | 300V           | 1000V          | 2500V          | 3600V |       |
| 220                    | 221  |                  |                          |                |                | 250 V          |                | 200V           | 1000V          | 2500V          | 3600V |       |
| 240                    | 241  |                  |                          |                |                |                | 200/500V       | 200V           | 600V           | 2500V          | 3600V |       |
| 270                    | 271  |                  |                          |                |                |                | 200/500V       | 200V           | 600V           | 2500V          | 3600V |       |
| 300                    | 301  |                  |                          |                |                |                | 200/500V       | 200V           | 600V           | 1500V          | 3600V |       |
| 330                    | 331  |                  |                          |                |                |                | 200/500V       | 200V           | 600V           | 1500V          | 3600V |       |
| 360                    | 361  |                  |                          |                |                |                | 200/500V       | 200V           | 600V           | 1500V          | 3600V |       |
| 390                    | 391  |                  |                          |                |                |                | 200/500V       | 200V           | 500V           | 1500V          | 3600V |       |
| 430                    | 431  |                  |                          |                |                |                | 200/500V       | 200V           | 500V           | 1500V          | 2500V |       |
| 470                    | 471  |                  |                          |                |                |                | 500V           | 200V           | 500V           | 1500V          | 2500V |       |
| 510                    | 511  |                  |                          |                |                |                | 100V           | 200V           | 500V           | 1000V          | 2500V |       |
| 560                    | 561  |                  |                          |                |                |                | 100V           | 200V           | 500V           | 1000V          | 2500V |       |
| 620                    | 621  |                  |                          |                |                |                | 100V           | 200V           | 500V           | 1000V          | 2500V |       |
| 680                    | 681  |                  |                          |                |                |                | 50V            | 200V           |                | 1000V          | 2500V |       |
| 750                    | 751  | F<br>G<br>J<br>K |                          |                |                |                | 50V            | 200V           |                | 1000V          | 2500V |       |
| 820                    | 821  |                  |                          |                |                |                | 50V            | 200V           |                | 1000V          | 2500V |       |
| 910                    | 911  |                  |                          |                |                |                | 50V            | 200V           |                | 1000V          | 1000V |       |
| 1000                   | 102  |                  |                          |                |                |                | 50V            | 200V           |                | 1000V          | 1000V |       |
| 1200                   | 122  |                  |                          |                |                |                | 50V            |                |                | 1000V          | 1000V |       |
| 1500                   | 152  |                  |                          |                |                |                | 50V            |                |                | 500V           | 1000V |       |
| 1800                   | 182  |                  |                          |                |                |                | 50V            |                |                | 500V           | 1000V |       |
| 2200                   | 222  |                  |                          |                |                |                | 50V            |                |                | 300V           | 1000V |       |
| 2700                   | 272  |                  |                          |                |                |                |                |                |                | 300V           | 500V  |       |
| 3300                   | 332  |                  |                          |                |                |                |                |                |                |                | 500V  |       |
| 3900                   | 392  |                  |                          |                |                |                |                |                |                | 500V           |       |       |
| 4700                   | 472  |                  |                          |                |                |                |                |                |                | 500V           |       |       |
| 5100                   | 512  |                  |                          |                |                |                |                |                |                | 500V           |       |       |
| 10000                  | 103  |                  |                          |                |                |                |                |                |                |                |       |       |

Consult factory for Non-Standard values.

## DIELECTRIC CHARACTERISTICS

## NPO

|                          |  |
|--------------------------|--|
| TEMPERATURE COEFFICIENT: | $0 \pm 30 \text{ ppm } / ^\circ\text{C}$ , -55 to 125°C  |
| QUALITY FACTOR / DF:     | $Q > 1,000$ @ 1KHz ( $C > 1,000 \text{ pF}$ ), Typical 10,000 ( $C < 1,000 \text{ pF}$ )   |
| INSULATION RESISTANCE:   | $> 100 \text{ G}\Omega$ @ 25°C, WVDC <sup>1</sup> ;<br>125°C IR is 10% of 25°C rating  |
| TEST PARAMETERS:         | 1MHz $\pm 50 \text{ kHz}$ , 1.0 $\pm 0.2 \text{ VRMS}$ for capacitance values $\leq 1,000 \text{ pF}$<br>1kHz $\pm 50 \text{ Hz}$ , 1.0 $\pm 0.2 \text{ VRMS}$ for capacitance values $> 1,000 \text{ pF}$ |
| DIELECTRIC STRENGTH:     | $500 \text{ V} \leq 2.5 \times \text{WVDC}^1$ Min., 25°C, 50 mA max<br>$1000 \text{ V} \leq 1.5 \times \text{WVDC}^1$ Min., 25°C, 50 mA max<br>$> 1500 = 1 \times \text{WVDC}^1$ Min., 25°C, 50 mA max     |
| AVAILABLE CAPACITANCE:   |  |
| Size 0201:               | 0.2 - 100 pF   |
| Size 0402:               | 0.2 - 33 pF  |
| Size 0603:               | 0.2 - 100 pF   |
| Size 0805:               | 0.3 - 220 pF   |
| Size 1111:               | 0.2 - 1000 pF  |
| Size 2525:               | 1.0 - 2700 pF  |
| Size 3838:               | 1.0 - 5100 pF  |

\*ON REQUEST, WE CAN EXTEND THE HIGHEST TEMPERATURE TO +150° C FOR ANY OF OUR HIGH-Q SERIES

## MECHANICAL & ENVIRONMENTAL CHARACTERISTICS

|                               | SPECIFICATION  | TEST PARAMETERS  |
|-------------------------------|--|--|
| SOLDERABILITY:                | Solder coverage $\geq 90\%$ of metalized areas<br>No termination degradation   | Preheat chip to 120°-150°C for 60 sec., dip terminals in rosin flux then dip in Sn62 solder @ 240 $\pm 5^\circ\text{C}$ for 5 $\pm 1$ sec  |
| RESISTANCE TO SOLDERING HEAT: | No mechanical damage<br>Capacitance change: $\pm 2.5\%$ or 0.25pF<br>$Q > 500$ I.R. $> 10 \text{ G Ohms}$<br>DWV <sup>2</sup> : 2.5 x WVDC <sup>1</sup>                            | Preheat device to 80°-100°C for 60 sec. followed by 150°-180°C for 60 sec.<br>Dip in 260 $\pm 5^\circ\text{C}$ solder for 10 $\pm 1$ sec.<br>Measure after 24 $\pm 2$ hour cooling period  |
| TERMINAL ADHESION:            | Termination should not pull off.<br>Ceramic should remain undamaged.   | Linear pull force <sup>3</sup> exerted on axial leads soldered to each terminal.   |
| PCB DEFLECTION:               | No mechanical damage.<br>Capacitance change: 5% or 0.5pF whichever is greater.   | Glass epoxy PCB: 2 mm deflection   |
| LIFE TEST:                    | MIL-STD-202, Method 108I<br>No mechanical damage<br>Capacitance change: $\pm 3.0\%$ or 0.3 pF<br>$Q > 500$ I.R. $> 1 \text{ G Ohms}$<br>DWV <sup>2</sup> : 2.5 x WVDC <sup>1</sup> | Applied voltage: 200% of WVDC <sup>1</sup> for capacitors rated at 500 volts DC or less.<br>100% of WVDC <sup>1</sup> for capacitors rated at 1250 volts DC or less.<br>Temperature: 125 $\pm 3^\circ\text{C}$<br>Test time: 1000+48-0 hours |
| THERMAL CYCLE:                | No mechanical damage.<br>Capacitance change: $\pm 2.5\%$ or 0.25pF<br>$Q > 2000$ I.R. $> 10 \text{ G Ohms}$<br>DWV <sup>2</sup> : 2.5 x WVDC <sup>1</sup>                          | 5 cycles of: 30 $\pm 3$ minutes @ -55 $\pm 0/-3^\circ\text{C}$ ,<br>2-3 min. @ 25°C, 30 $\pm 3$ min. @ +125 $\pm 3/-0^\circ\text{C}$ ,<br>2-3 min. @ 25°C<br>Measure after 24 $\pm 2$ hour cooling period                                    |
| HUMIDITY, STEADY STATE:       | No mechanical damage.<br>Capacitance change: $\pm 5.0\%$ or 0.50pF max.<br>$Q > 300$ I.R. $\geq 1 \text{ G-Ohm}$<br>DWV <sup>2</sup> : 2.5 x WVDC <sup>1</sup>                     | Relative humidity: 90-95%<br>Temperature: 40 $\pm 2^\circ\text{C}$<br>Test time: 500 +12/-0 Hours<br>Measure after 24 $\pm 2$ hour cooling period  |
| HUMIDITY, LOW VOLTAGE:        | No mechanical damage.<br>Capacitance change: $\pm 5.0\%$ or 0.50pF max.<br>$Q > 300$ I.R. = 1 G-Ohm min.<br>DWV <sup>2</sup> : 2.5 x WVDC <sup>1</sup>                             | Applied voltage: 1.5 VDC, 50 mA max.<br>Relative humidity: 85 $\pm 2\%$ Temperature: 40 $\pm 2^\circ\text{C}$<br>Test time: 240 +12/-0 Hours<br>Measure after 24 $\pm 2$ hour cooling period   |
| VIBRATION:                    | No mechanical damage.<br>Capacitance change: $\pm 2.5\%$ or 0.25pF<br>$Q > 1000$ I.R. $\geq 10 \text{ G-Ohm}$<br>DWV <sup>2</sup> : 2.5 x WVDC <sup>1</sup>                        | Cycle performed for 2 hours in each of three perpendicular directions<br>Frequency range 10Hz to 55 Hz to 10 Hz traversed in 1 minute. Harmonic motion amplitude: 1.5mm  |

<sup>1</sup> - WVDC - Working Voltage DC.

<sup>2</sup> - DWV - Dielectric Withstanding Voltage.

<sup>3</sup> - 0402  $\geq 2.0 \text{ lbs}$ , 0603  $\geq 4.0 \text{ lbs}$  (min).

AEC-Q200: Qualification required for automotive application - Not available for all series - Call factory for info.



## MECHANICAL CHARACTERISTICS

| Size          | Units | Length       | Width        | Thickness        | End Band    |
|---------------|-------|--------------|--------------|------------------|-------------|
| EIA 0201      | In    | .024 ±.001   | .012 ±.001   | .012 ±.001       | .008 Max.   |
| Metric (0603) | mm    | (0.60 ±0.03) | (0.30 ±0.03) | (0.30 ±0.03)     | (0.20 Max.) |
| EIA 0402      | In    | .040 ±.004   | .020 ±.004   | .020 ±.004       | .010 ±.006  |
| Metric (1005) | mm    | (1.02 ±0.1)  | (0.51 ±0.1)  | (0.51 ±0.1)      | (0.25 ±.15) |
| EIA 0603      | In    | .062 ±.006   | .032 ±.006   | .030 +.005/-0.03 | .014 ±.006  |
| Metric (1608) | mm    | (1.57 ±0.15) | (0.81 ±0.15) | (0.76 +.13-.08)  | (0.35 ±.15) |
| EIA 0805      | In    | .080 ±.008   | .050 ±.008   | .040 ±.006       | .020 ±.010  |
| Metric (2012) | mm    | (2.03 ±0.20) | (1.27 ±0.20) | (1.02 ±.15)      | (0.50 ±.25) |

## HORIZONTAL AND VERTICAL ORIENTED CAPACITORS

### Horizontal Electrode Orientation



### Vertical Electrode Orientation



## APPLICATIONS & FEATURES

|               |  |
|---------------|--|
| Size:         | EIA 0201, 0805, 1111   |
| Performance:  | SRF's up to 20 GHz, Ultra High Q, Tight tolerance, Ultralow ESR                              |
| Termination:  | Ni/Au, Ni/Sn, Ni/SnPb  |
| Applications: | High Frequency Wireless Communications, Portable Wireless Products, Battery Powered Products |

RoHS Compliant

## BENEFITS OF USING ORIENTED CAPACITORS

- Consistent Orientation - Improved repeatability of production circuits.
- Consistent Orientation - More consistent filter performance.
- Vertical Orientation - The elimination of parallel frequencies.
- Vertical Orientation - Lower inductance for a given capacitor.
- Horizontal Orientation - Lower coupling between adjacent capacitors.

# E-SERIES TERMINATIONS AND LEADS

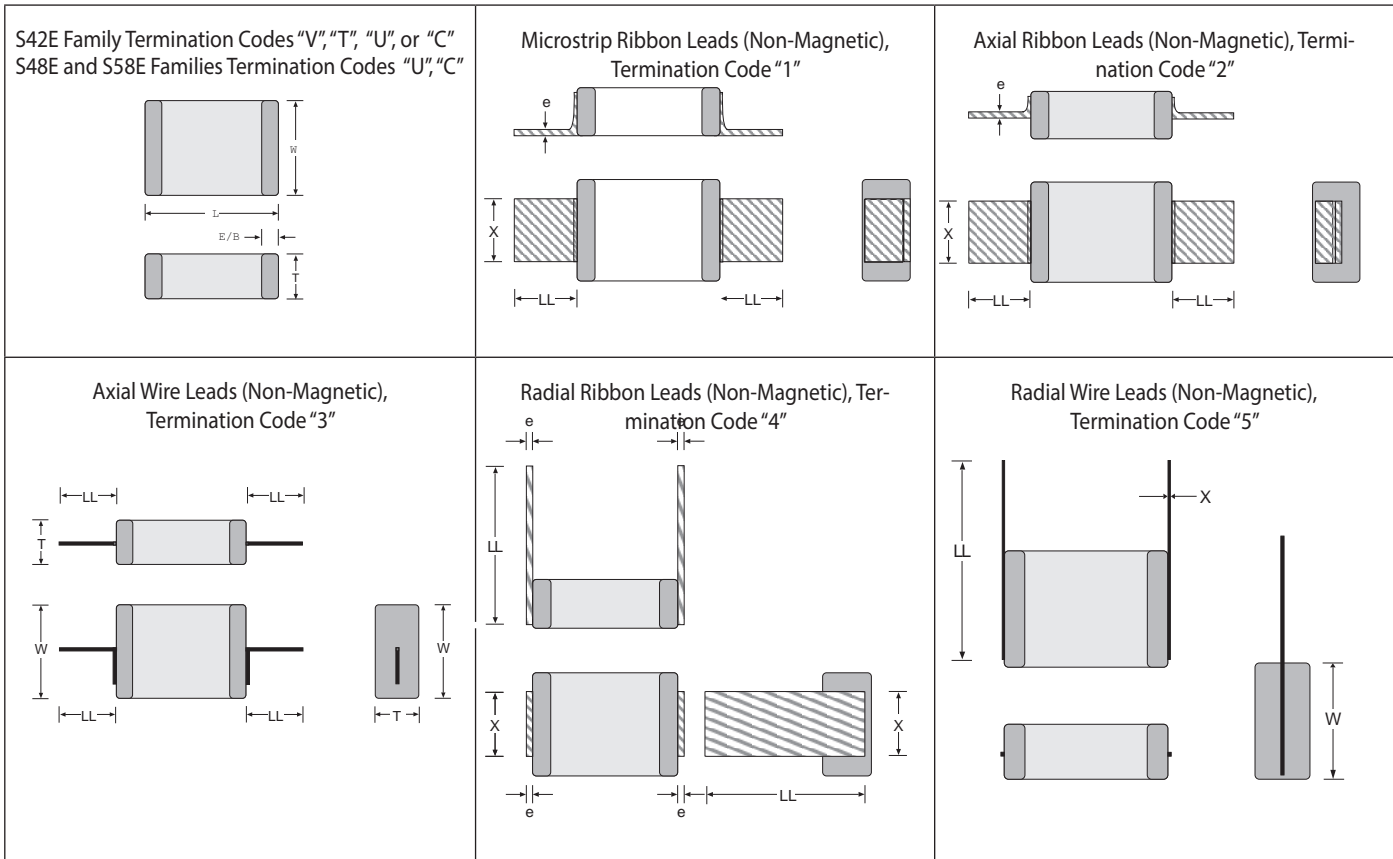
## CHIP DIMENSIONS

| Termination | Size | Units | L     | Tol           | W     | Tol      | T          | E / B      | Tol       |
|-------------|------|-------|-------|---------------|-------|----------|------------|------------|-----------|
| V, T, U, C  | S42E | In    | 0.110 | +0.020 -0.010 | 0.110 | +/- .015 | 0.102 Max. | 0.015 Typ. | +/- 0.008 |
|             |      | mm    | 2.79  | +0.51 -0.25   | 2.79  | +/- 0.38 | 2.59 Max.  | 0.38 Typ.  | +/- 0.20  |
| T, U, C     | S48E | In    | 0.230 | +0.025 -0.010 | 0.250 | +/- .015 | 0.150 Max. | 0.025 Typ. |           |
|             |      | mm    | 5.84  | +0.63 -0.25   | 6.35  | +/- 0.38 | 3.81 Max.  | 0.63 Typ.  |           |
| T, U, C     | S58E | In    | 0.380 | +0.015 -0.010 | 0.380 | +/- .010 | 0.170 Max. | 0.025 Typ. |           |
|             |      | mm    | 9.65  | +0.38 -0.25   | 9.65  | +/- 0.25 | 4.32 Max.  | 0.63 Typ.  |           |

For all E-Series Models:

|                            |                             |
|----------------------------|-----------------------------|
| OPERATING TEMP.:           | -55 to +150°C               |
| INSULATION RESISTANCE:     | >10G Ω @ 25°C               |
| TEMPERATURE COEFFICIENT:   | 0 ± 30ppm /°C, -55 to 125°C |
| DISSIPATION FACTOR (TYP.): | < 0.05% @ 1 MHz             |

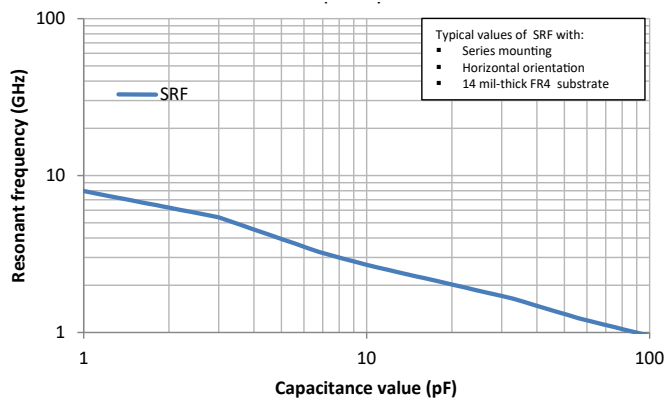
Drawings not to scale



| Lead | Size  | LL(min) | X                             | Tol      | e     | e-Tol             |
|------|-------|---------|-------------------------------|----------|-------|-------------------|
| 1    | S42E  | 0.25    | 0.093                         | +/-0.005 | 0.004 | +/- 0.002         |
|      |       | 6.40    | 2.36                          | +/- 0.13 | 0.102 | +/- 0.051         |
|      | S48E  | 0.394   | 0.217                         | +/- 0.02 | 0.009 | - 0.0019/+ 0.0031 |
|      |       | 10.0    | 5.5                           | +/- 0.50 | 0.220 | - 0.050/+ 0.080   |
|      | S58E  | 0.748   | 0.35                          | +/- 0.02 | 0.010 | - 0.0019/+ 0.0039 |
|      |       | 19.00   | 8.90                          | +/- 0.50 | 0.250 | - 0.050/+ 0.100   |
| 2    | S42E  | 0.25    | 0.093                         | +/-0.005 | 0.004 | +/- 0.002         |
|      |       | 6.40    | 2.36                          | +/- 0.13 | 0.102 | +/- 0.051         |
|      | S48E  | 0.394   | 0.217                         | +/- 0.02 | 0.009 | - 0.0019/+ 0.0031 |
|      |       | 10.00   | 5.50                          | +/- 0.50 | 0.220 | - 0.050/+ 0.080   |
|      | S58E  | 0.748   | 0.35                          | +/- 0.02 | 0.010 | - 0.0019/+ 0.0039 |
|      |       | 19.00   | 8.90                          | +/- 0.50 | 0.25  | - 0.050/+ 0.100   |
| 3    | S42E  | 0.25    | 0.020in (0.511) diameter wire |          |       |                   |
|      |       | 6.40    |                               |          |       |                   |
|      | S48E  | 0.394   |                               |          |       |                   |
|      |       | 10.00   |                               |          |       |                   |
| S58E | 0.748 |         |                               |          |       |                   |
|      | 19.00 |         |                               |          |       |                   |

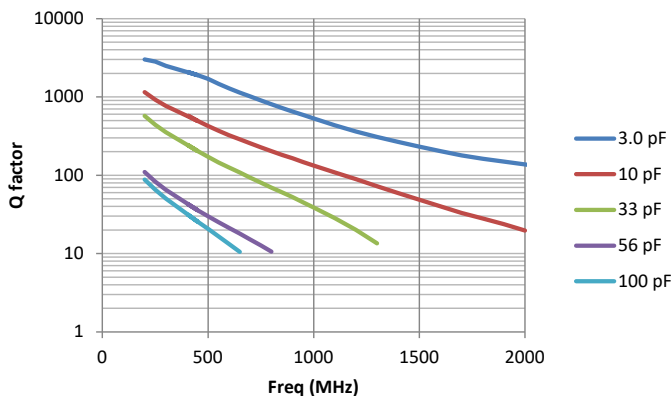
| Lead  | Size  | LL(min) | X                             | Tol      | e     | e-Tol             |
|-------|-------|---------|-------------------------------|----------|-------|-------------------|
| 4     | S42E  | 0.352   | 0.093                         | +/-0.005 | 0.004 | +/- 0.002         |
|       |       | 8.90    | 2.36                          | +/- 0.13 | 0.102 | +/- 0.051         |
|       | S48E  | 0.501   | 0.217                         | +/- 0.02 | 0.009 | - 0.0019/+ 0.0031 |
|       |       | 12.70   | 5.50                          | +/- 0.50 | 0.220 | - 0.050/+ 0.080   |
| 5     | S42E  | 0.25    | 0.020in (0.511) diameter wire |          |       |                   |
|       |       | 6.40    |                               |          |       |                   |
|       | S48E  | 0.394   |                               |          |       |                   |
| 10.00 |       |         |                               |          |       |                   |
| S58E  | 0.748 |         |                               |          |       |                   |
|       | 19.00 |         |                               |          |       |                   |

Resonant Frequency : 0201/R05L

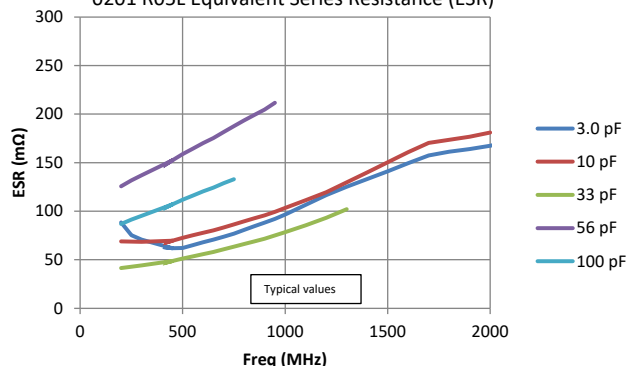


The Series Resonant Frequency is highly dependent on the substrate, pad dimensions, and measurement method. The above chart is for reference only.

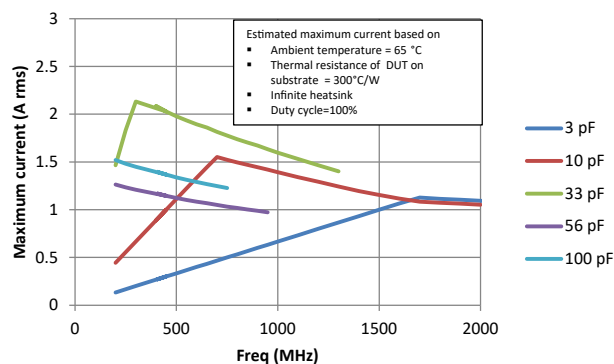
0201 R05L Q factor



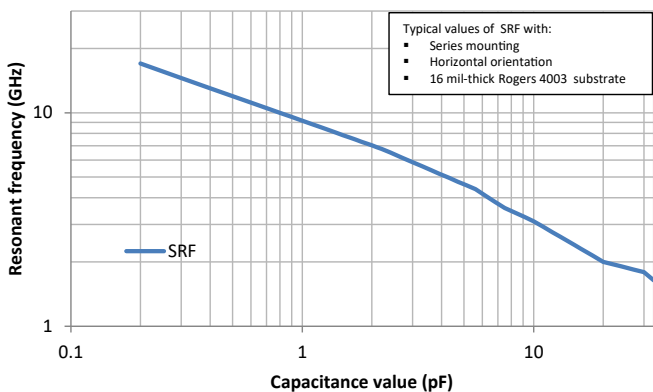
0201 R05L Equivalent Series Resistance (ESR)



0201 R05L Max Current

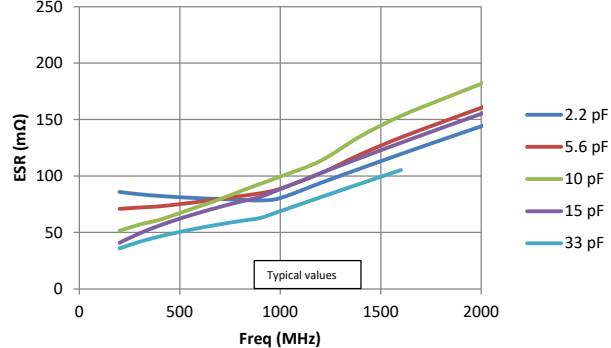


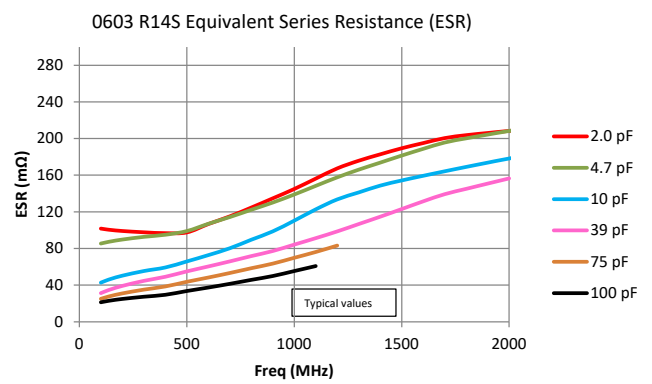
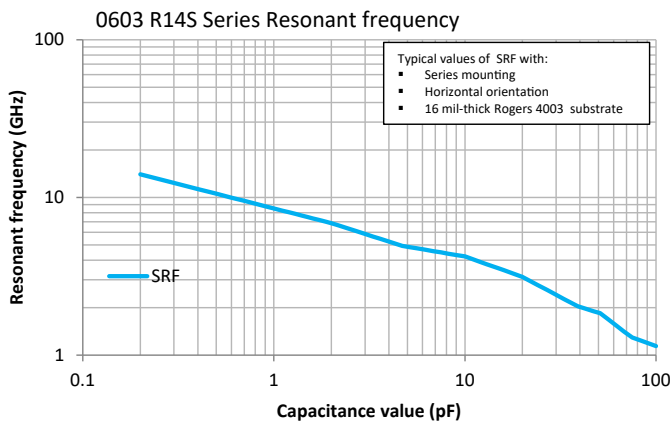
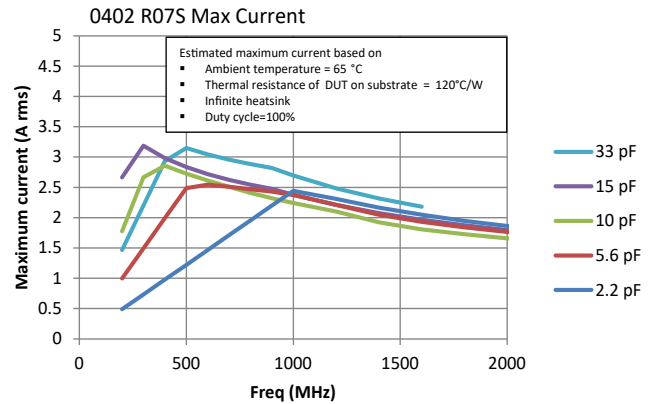
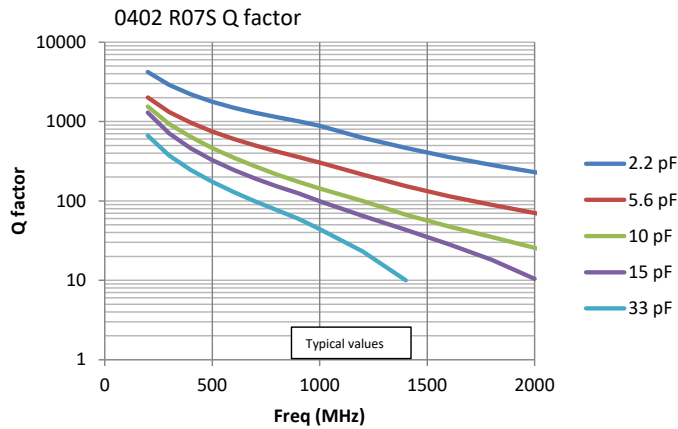
0402 R07S Series Resonant frequency



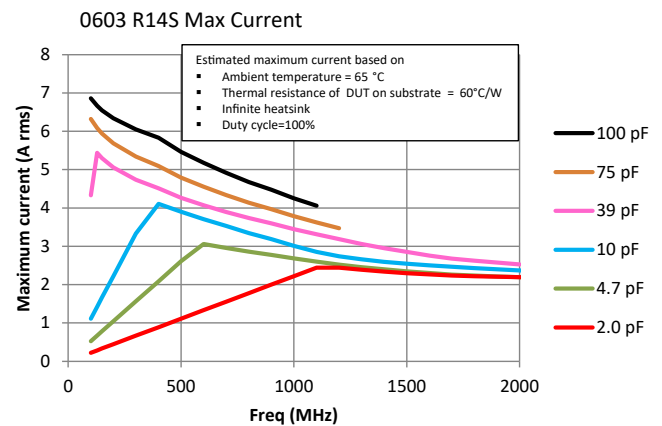
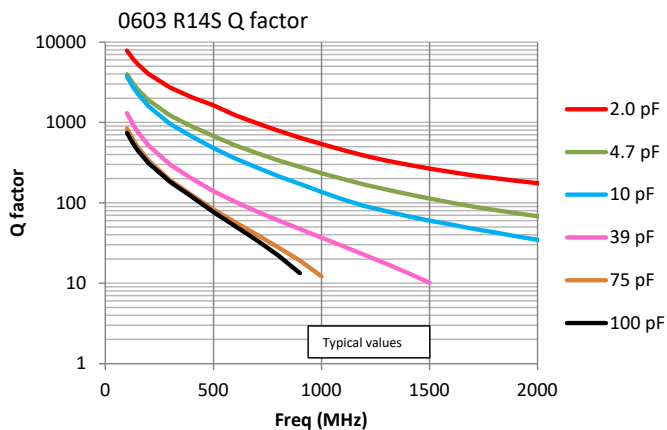
The Series Resonant Frequency is highly dependent on the substrate, pad dimensions, and measurement method. The above chart is for reference only.

0402 R07S Equivalent Series Resistance (ESR)

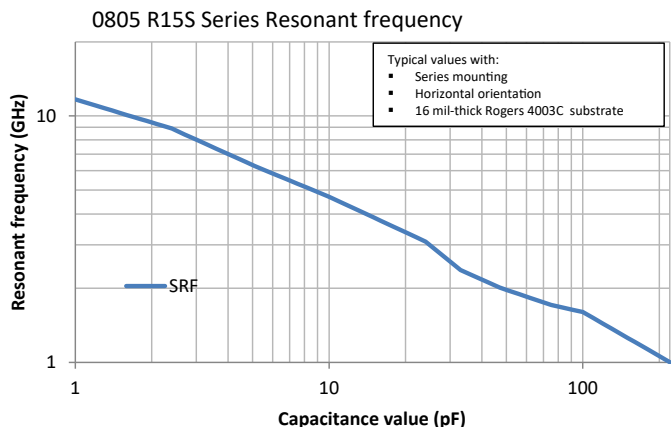




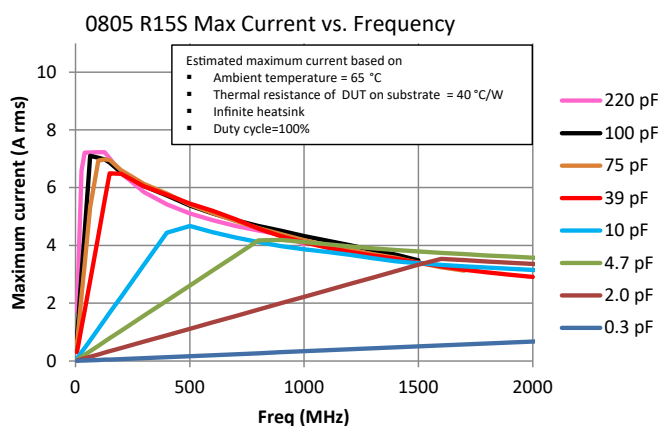
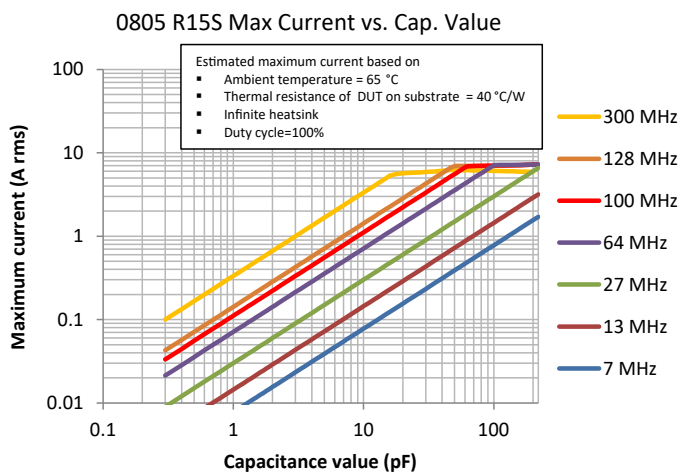
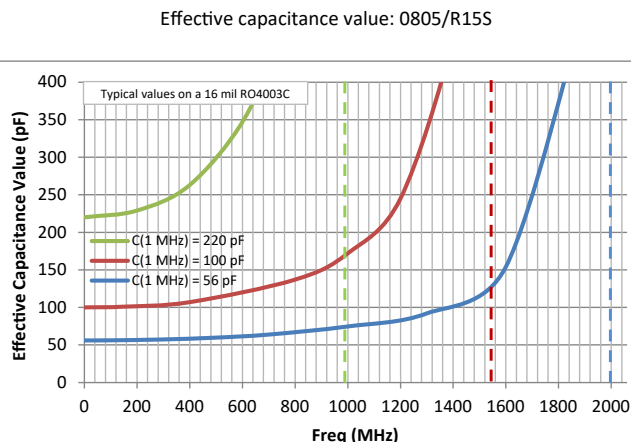
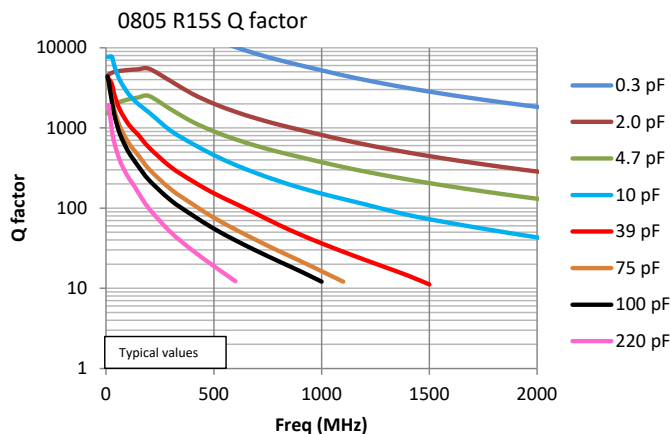
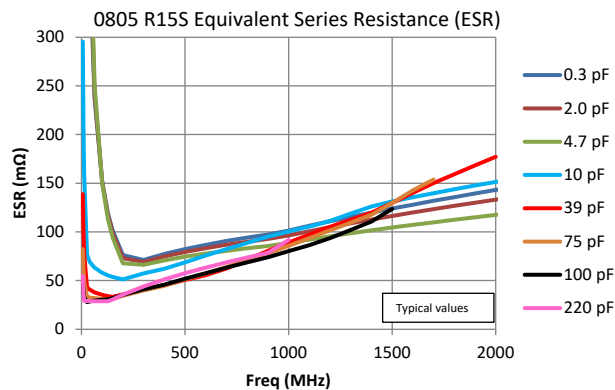
The Series Resonant Frequency is highly dependent on the substrate, pad dimensions, and measurement method. The above chart is for reference only.

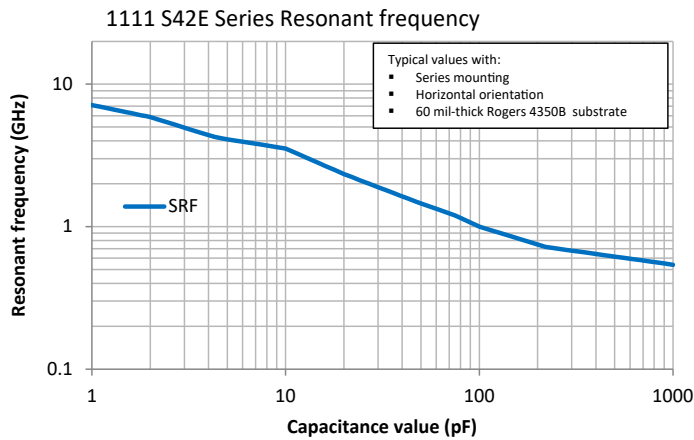




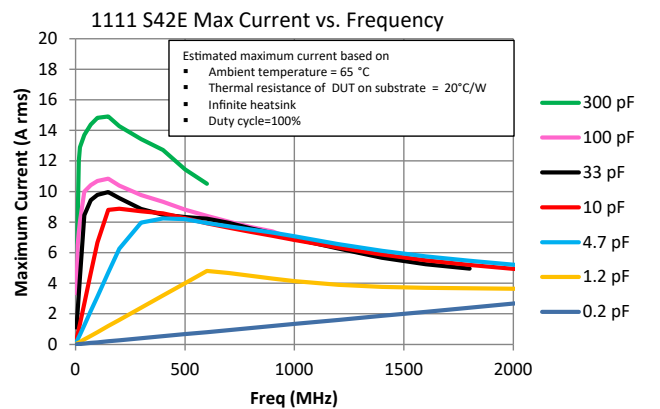
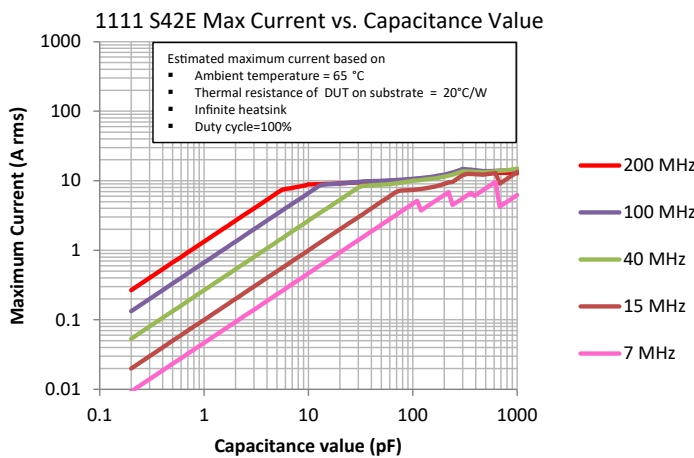
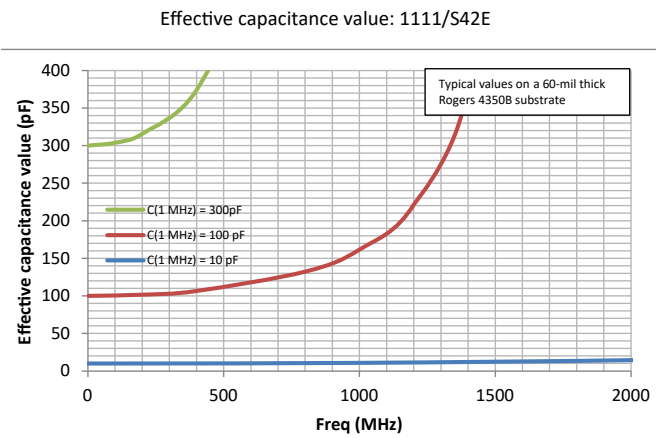
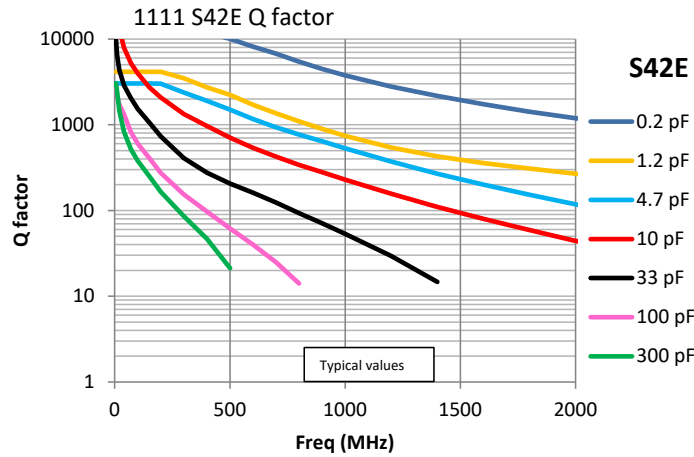
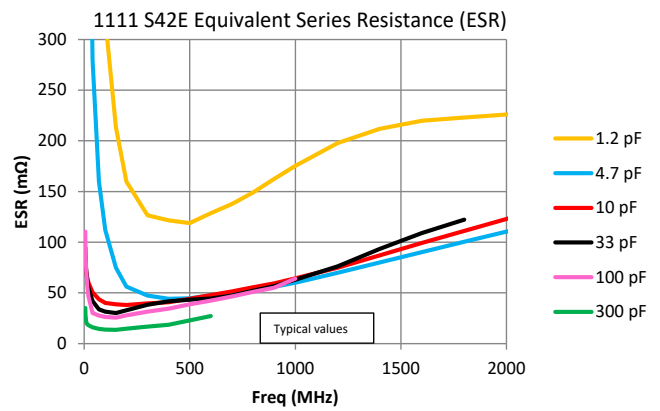


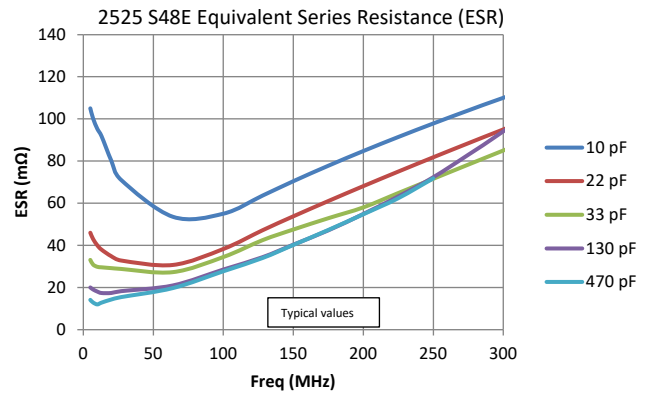
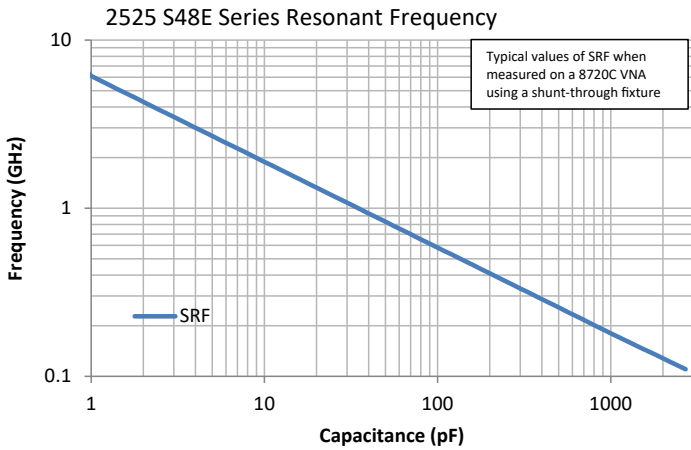
The Series Resonant Frequency is highly dependent on the substrate, pad dimensions, and measurement method. The above chart is for reference only.



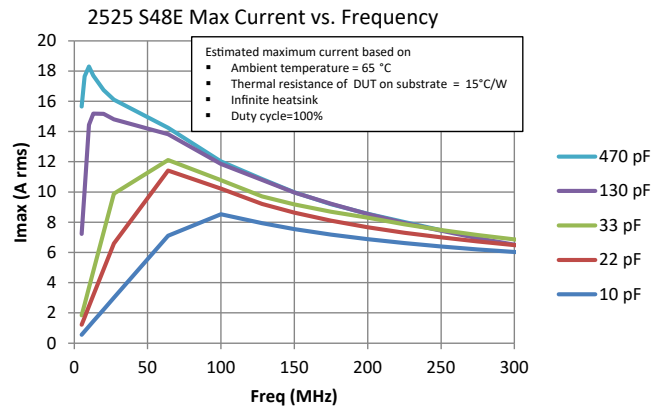
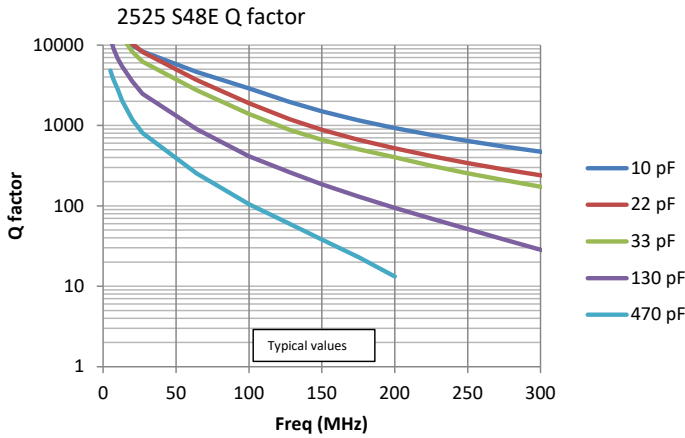


The Series Resonant Frequency is highly dependent on the substrate, pad dimensions, and measurement method. The above chart is for reference only.

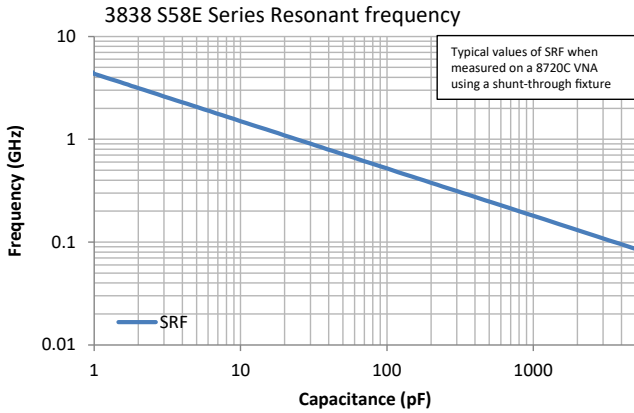




The Series Resonant Frequency is highly dependent on the substrate, pad dimensions, and measurement method. The above chart is for reference only.



# RF CHARACTERISTICS - 3838 S58E SERIES



The Series Resonant Frequency is highly dependent on the substrate, pad dimensions, and measurement method. The above chart is for reference only.

