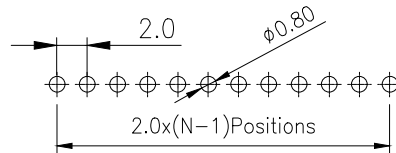


注: 整条总长+0.8

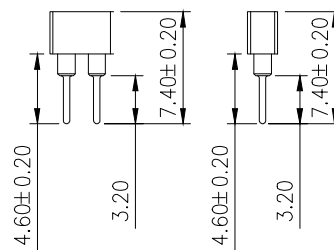
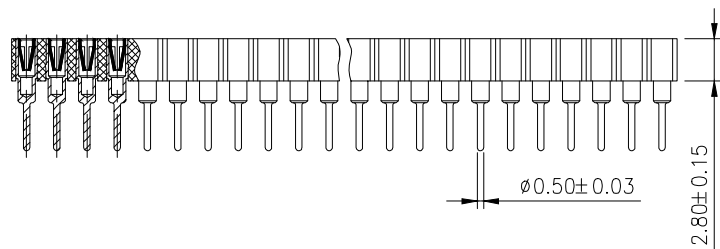
Recommended P.C.B Layout(Top Side)  
(PCB BOARD TOLERANCE±0.05)



SPECIFICATIONS

Current Rating:3.0AMP  
Contact Resistance:10mΩ Max  
Dielectric Strength:Min 1000V RMS  
Operation Temperature:-40°c to +105°c

Contact Material:Brass  
Contact Clip(4/6 finger):Becu(C17200)  
Accepted Pin:φ0.40 to 0.60mm  
Insulator Material:Polyester(UL94V-0)  
Standard: PPS  
Soldering temperature: 260°C±5° 5S



|           |                        |                   |                  |                  |  |                      |             |     |
|-----------|------------------------|-------------------|------------------|------------------|--|----------------------|-------------|-----|
|           |                        |                   | GENEAL TOLERANCE | 制图<br>DRAWING    | 深圳市华灿天禄电子有限公司<br>ShenzhenhuaciantianluELECTRONICS CO., LTD |                      |             |     |
|           |                        |                   | DIM TOL          | 审核<br>CHECK      |  |                      |             |     |
|           |                        |                   | X.X ±0.30        | 批准<br>APPROVAL   | 产品名称<br>TITLE  | 2.54x3.0圆孔 单排母座 180° | 版本<br>REV.  | A   |
|           |                        |                   | X.XX ±0.20       | 比例<br>SCALE      | 产品料号<br>PART NO.   | PM254-1-N-Z-3.0-C    | 单位<br>UNITS | mm  |
|           |                        |                   | X.XXX ±0.10      | 投影<br>Projection | 材料<br>MATERIAL   |                      | 页次<br>SHEET | 1/1 |
| 序号<br>No. | 变更内容<br>MODIFY CONTENT | 日期<br>MODIFY DATE | Angle ±3.0°      |                  |  |                      |             |     |