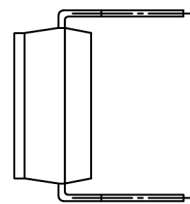
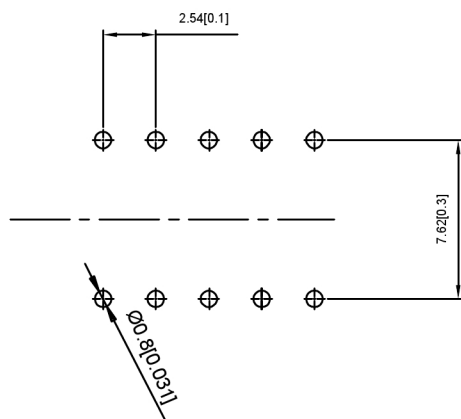
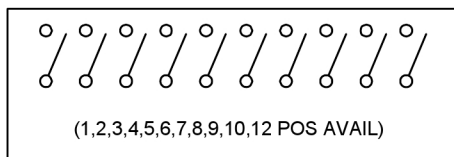


Projection(P)



Short(S)



PART NO.	NO.OFPOS	DIM.A	DIM.B	Projection(P)	Short(S)
DSIC01LH	1	2.54		DSIC01LH-P	DSIC01LH-S
DSIC02LH	2	5.08	2.54	DSIC02LH-P	DSIC02LH-S
DSIC03LH	3	7.62	5.08	DSIC03LH-P	DSIC03LH-S
DSIC04LH	4	10.16	7.62	DSIC04LH-P	DSIC04LH-S
DSIC05LH	5	12.7	10.16	DSIC05LH-P	DSIC05LH-S
DSIC06LH	6	15.24	12.7	DSIC06LH-P	DSIC06LH-S
DSIC07LH	7	17.78	15.24	DSIC07LH-P	DSIC07LH-S
DSIC08LH	8	20.32	17.78	DSIC08LH-P	DSIC08LH-S
DSIC09LH	9	22.86	20.32	DSIC09LH-P	DSIC09LH-S
DSIC10LH	10	25.4	22.86	DSIC10LH-P	DSIC10LH-S
DSIC12LH	12	30.48	27.94	DSIC12LH-P	DSIC12LH-S

SPECIFICATION

Contact Rating: 25mA,24V DC
 Contact Resistance: 50mΩ max
 Insulation Resistance: 100mΩ min.500V DC
 Dielectric Strength: 500V AC/1minute
 Operating Force: 1000gf max
 Travel: 1.0mm
 Operating Life: 3000cycles
 Operating Temp: -20 °C~+70 °C
 Storage Temp: -30 °C~+80 °C

4	Terminal		Copper Alloy	T: Tin plated G: Plating Gold
3	Base	1	Pa9t	white
2	Keystake	1	Pa66	white
1	Cover	1	Pa66	Black
ITEM	PAPT NAMF	QTY	MATERIAL	FINISHING

广东星坤科技股份有限公司

日期
 文件工程章

REVISIONS	DATE	REVISED	APPROVED	DESCRIPTION

ANGLAR ±5°
 L ≤ 4 ±0.2
 4 < L ≤ 16 ±0.3
 16 < L ≤ 63 ±0.4
 L > 63 ±0.5
 UNSPECIFIED TOLERANCES

XKLB

DSNSD SCALE: N/A MODEL TYPE: DIP SWITCH
 DWN VIEW: PART NO.: DSICXXLH-X
 CHKD UNIT: mm/in DWG NO.:
 APPD SIZE: A4

XKB INDUSTRIAL PRECISION CO., LIMITED

WEIGHT	SHEET	REVISI
	1/1	A0

www.helloxkb.com www.helloxkb.cn www.xk-dg.cn