

东莞市全鹏电子科技有限公司
DONGGUON CHAMPION ELECTRONIC TECHNOLOGY CO., LTD.

承認書 (APPROVAL SHEET)

品名 PART NAME	METALLIZED POLYPROPYLENE FILM CAPACITOR (MPX-QP)
承认规格 APPROVE ITEM	X2-安规系列
全鹏料号 CHAMPION PART NO	
客户名称 CUSTOMER	
客户料号 PART NO	
送样承认日期 DATE	
承認印 APPROVAL STAMP	
供應商 VENDER	客 戶 CUSTOMER
东莞市全鹏电子科技有限公司 联系人: 孟先生 联系电话: 13802879698 东莞市茶山镇卢边恒兴昌工业园 B 栋 4 楼 TEL:0769-86862908 FAX:0769-86862918 www.champion-dg.com	



东莞市全鹏电子科技有限公司

制作日期

2018-08-24

版本

07

文件名称

MPX Approval Sheet-QP
(BOX-TYPE Metallized Polypropylene
Film Interference Suppression Capacitor)

文件编号

QP-AP-28

页码

07/01

1. Scope:

This specification applied to capacitor for type MPX(BOX-TYPE Metallized Polypropylene Film Interference Suppression Capacitor)

2. Operation Temperature:

-40°C ~ +110°C

3. Capacitance Range:

0.001uF ~ 4.7uF




4. Capacitance Tolerance:

±5%(J)、±10%(K)、±20%(M)

5. Rated Voltage:

250VAC/275VAC/300VAC/310VAC/330VAC/350VAC(50~60 Hz)

6. Approvals File No

Related Standard		Certificate No	Approved Monogram
UL	UL 60384-14	E477525	
ENEC	EN60384-14: 2013	ENEC-01273	
VDE	EN60384-14: 2006-04 IEC60384-14(ed.3)	40044148	



东莞市全鹏电子科技有限公司

制作日期

2018-08-24

版本

07

文件名称

MPX Approval Sheet-QP
(BOX-TYPE Metallized Polypropylene
Film Interference Suppression Capacitor)

文件编号

QP-AP-28

页码

07/02

Related Standard		Certificate No	Approved Monogram
CQC	IEC60384-14:2005	CQC16001141991	
KC	KC60384-14(2015-09) KC60384-1(2015-09)	SU03097-17001 SU03097-17002 SU03097-17003 SU03097-17004 SU03097-17005	

7. CHAMPION Part No.:

1 (tape) 2 (capacitance) 3 (tolerance) 4 (Rated Voltage) 5 (Box Type) 6 (lead forming) 7 (lead pitch) 8 (lead length)

7-1 tape:

Code	SMQP
Tape	X2QP

7-2 Capacitance:

Code	472	103	104	205
Capacitance	0.0047uF	0.01 uF	0.1uF	2.0 uF



东莞市全鹏电子科技有限公司

制作日期

2018-08-24

版本

07

文件名称 MPX Approval Sheet-QP
(BOX-TYPE Metallized Polypropylene
Film Interference Suppression Capacitor)

文件编号

QP-AP-28

页码

07/03

7-3 Tolerance:

Code	J	K	M
Tolerance	±5%	±10%	±20%

7-4 Rated Voltage:

250	275	300	310	330	350
250VAC	275VAC	300VAC	310VAC	330VAC	350VAC

7-5BOX TYPE:

Code	XXB5	XXC2	XXC3	C5-1
Size(mm)	10(W) × 6(T) × 12(H)	12(W) × 5(T) × 11(H)	13(W) × 6(T) × 12(H)	13(W) × 8(T) × 14(H)
Code	XXD7	XXD2	XXD4	XXD5
Size(mm)	18(W) × 10.8(T) × 19(H)	18(W) × 6(T) × 12(H)	18(W) × 8.4(T) × 14.5(H)	18(W) × 9.5(T) × 15.5(H)
Code	XXE1	XXE2	XXE3	XXE4
Size(mm)	26.5(W) × 6(T) × 15(H)	26.5(W) × 7(T) × 16.5(H)	26.5(W) × 8.5(T) × 17(H)	26.5(W) × 10(T) × 19(H)
Code	XXF1	XXF2	XXF3	XXF4
Size(mm)	31.4(W) × 11(T) × 20(H)	31.5(W) × 13(T) × 22(H)	31(W) × 14(T) × 25(H)	32(W) × 16(T) × 25.5(H)

7-6Lead forming:

Code	B	R	U	W	T	S
Lead Forming					TAPING	Customer Special Require

7-7 Lead Pitch: Showing the capacitor lead pitch, For example:

Code	10	15	23	28	31
Pitch(mm)	10mm	15mm	22.5mm	27.5mm	31mm

7-8 Lead length: Showing the capacitor lead Length, For example:

Code	04	08	10	15	25	30	40
Length(mm)	4mm	8mm	10mm	15mm	25mm	30mm	40mm



文件名称

MPX Approval Sheet-QP
(BOX-TYPE Metallized Polypropylene
Film Interference Suppression Capacitor)

文件编号

QP-AP-28

页码

07/04

8. Specifications (IEC60384-14)

No	Test items	Performance	Test Method
8-1	Withstand voltage (Between Terminals)	Shall be no abnormality	$4.3 \times UR$ (DC)Test Of60sec.
	Between terminal and Enclosure	Shall be no abnormality	$UR \times 200\% + 1500VAC$, 60sec.
8-2	Insulation resistance (Between Terminals)	$C_R \leq 0.33\mu F$ IR $\geq 15,000M\Omega$ $C_R > 0.33\mu F$ IR $\geq 5,000 M\Omega \div C(\mu F)$	Measured at $100 \pm 15VDC$, For 60sec / $25^\circ C$
8-3	Capacitance	Within the tolerance specified	1KHz, 1Vrms Max. at $25^\circ C$
8-4	Dissipation Factor	0.001 (0.1%) Max.	1KHz, 1Vrms Max. at $25^\circ C$



文件名称

MPX Approval Sheet-QP
(BOX-TYPE Metallized Polypropylene
Film Interference Suppression Capacitor)

文件编号

QP-AP-28

页码

07/05

8-5	Tense Strength of Terminal	No wire breakage and No Damage of Capacitor	1. Load Force : 1.0 Kg 2. Holding Time : 10 ± 1sec
8-6	Bending Strength of Terminal	No wire breakage and No Damage of Capacitor	1. Load Force : 0.5 Kg 2. Bending Time : 4 x 90 ° in 5sec
8-7	Solder-ability	95% Of The Surface Tinning	a. Solder temperature: 270 ± 5 °C b. Solder time: 2 ± 0.5sec
8-8	Heat Shock test	(1) Appearance : No Visible Damage (2) Withstand Voltage : Normal (3) Capacitance Change : ≤ ± 3% of The Initial Value	The terminal of capacitor shall be immersed in the melting solder. a. Solder temperature: 270 ± 5 °C b. Solder time: 3 ± 0.5sec c. Test Voltage: 150% of The Rate Voltage For 1min.
8-9	Cold Resistance	(1) Appearance : No Visible Damage (2) Capacitance Change : ≤ 0~ -10% of The Initial Value	a. Test Temperature: -40 °C b. Test Times: 2Hrs
8-10	Dry Heat Resistance	(1) Appearance : No Visible Damage (2) Withstand Voltage : Normal (3) Capacitance Change : ≤ +5~ -2% Of The Initial Value (4) Insulation Resistance: ≥ 50% of the rated value	a. TEST TEMPERATURE: 110 °C ± 2 °C b. Test Times: 2Hrs

文件名称

MPX Approval Sheet-QP
(BOX-TYPE Metallized Polypropylene
Film Interference Suppression Capacitor)

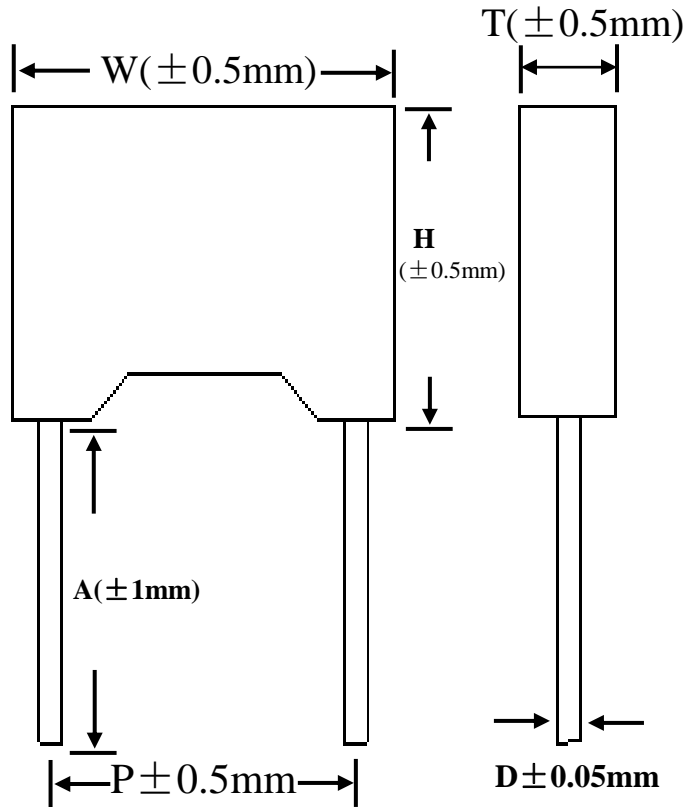
文件编号

QP-AP-28

页码

07/06

9. Dimensions:



10. Specification size reference:

容量单位: nF, 尺寸单位: mm

容量代码	标称容量	宽 (W)	高 (H)	厚 (T)	线径	容量代码	标称容量	宽 (W)	高 (H)	厚 (T)	线径
102	1	12	11	5	0.6	334	330	26.5	16.5	7	0.8
222	2.2	12	11	5	0.6	394	390	18	14.5	8.4	0.8
332	3.3	12	11	5	0.6	474	470	18	13.5	7.5	0.8
472	4.7	12	11	5	0.6	474	470	18	14.5	8.4	0.8
562	5.6	12	11	5	0.6	474	470	18	15.5	9.5	0.8
682	6.8	12	11	5	0.6	474	470	26.5	19	10	0.8
822	8.2	12	11	5	0.6	684	680	31.4	19.5	10.8	0.8
103	10	13	11	5	0.6	564	560	18	15.5	9.5	0.8
153	15	13	11	5	0.6	684	680	18	15.5	9.5	0.8
223	22	13	11	5	0.6	684	680	18	19	10.8	0.8
333	33	13	11	5	0.6	824	820	18	19	10.8	0.8
473	47	13	12	6	0.6	105	1000	26.5	19	10	0.8
683	68	13	12	6	0.6	105	1000	31.4	19.5	10.8	0.8
823	82	13	12	6	0.6	125	1200	31.4	19.5	10.8	0.8
104	100	13	12	6	0.6	155	1500	31.4	19.5	10.8	0.8
104	100	18	12	6	0.8	185	1800	31.5	21.6	13	0.8
154	150	18	12	6	0.8	205	2000	31.5	21.6	13	0.8
224	220	18	12	6	0.8	225	2200	31.5	21.6	13	0.8
224	220	18	14.5	8.4	0.8	305	3000	31	25	14	0.8
224	220	26.5	16.5	7	0.8	335	3300	31	25	14	0.8
334	330	18	13.5	7.5	0.8	355	3500	31	25	14	0.8
334	330	18	14.5	8.4	0.8	475	4700	32	28	18	0.8



东莞市全鹏电子科技有限公司

制作日期

2018-08-24

版本

07

文件名称

MPX Approval Sheet-QP
(BOX-TYPE Metallized Polypropylene
Film Interference Suppression Capacitor)

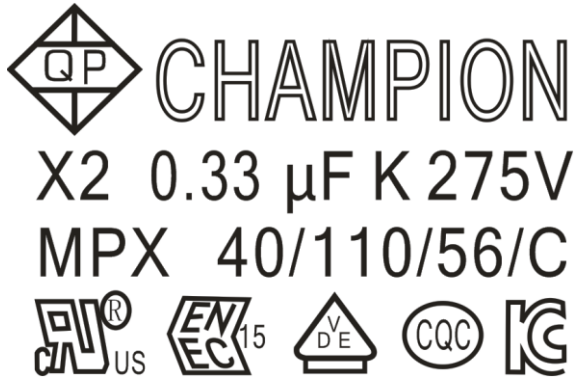
文件编号

QP-AP-28

页码

07/07

11. Marking:



12. Storage conditions and duration

Packaged capacitors should be kept in clean, ventilated, dry coffers, not near the heat source, not subject to direct sunlight, is strictly prohibited and chemical reagents, acid and harmful gas storage together.

Capacitor at a temperature within the range 20 ~ 25 °C, humidity less than 50% of the state of storage for one year.

	CHAMPION CO.LOGO
0.33	CAPACITANCE
K	CAPACITANCE TOLERANCE
275	RATED VOLTAGE
V	AC VOLTAGE
X2	BOX-TYPE METALLIZED POLYPROPYLENE FILM
40/110/56	G-Working Lowest Temperature (- 40°C) M-Working highestTemperature(+110°C) F- Working Times (56days)