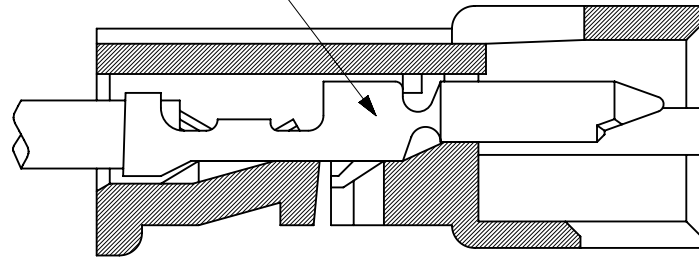
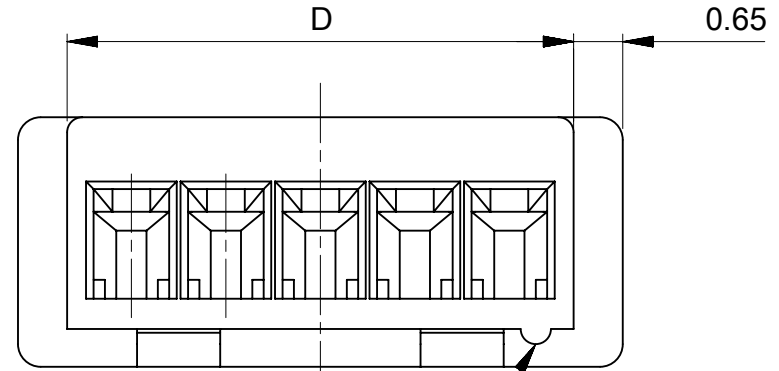
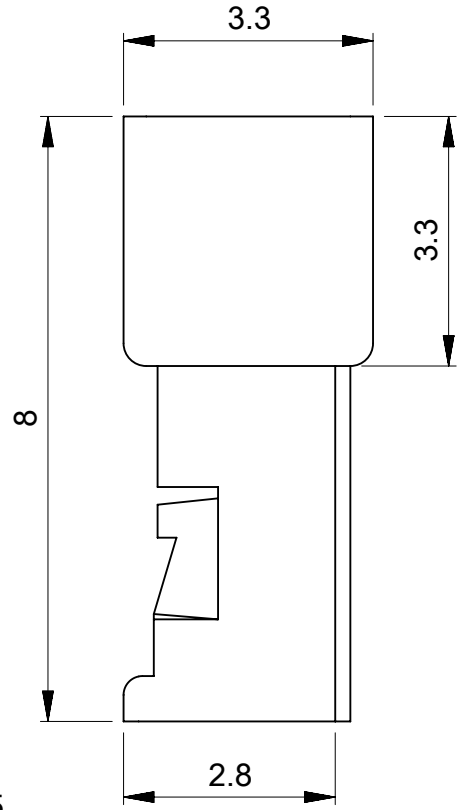
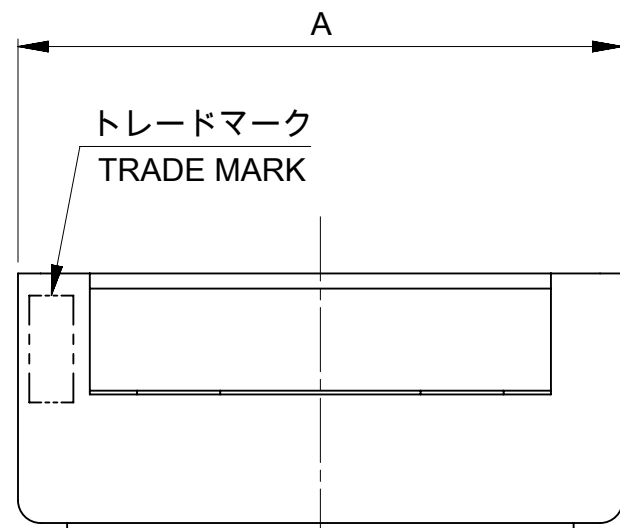


適合ターミナル: 50125, 50133 シリーズ
 APPLICABLE TERMINAL: 50125, 50133 SERIES



ターミナル装着状態図
 TERMINAL ASSEMBLY DRAWING



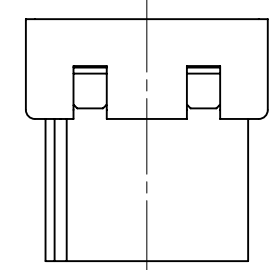
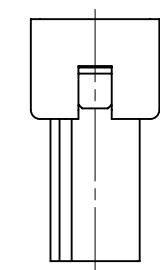
回路番号 1 マーク
 CIRCUIT 1 INDICATOR MARK

NOTES

- ① 適合製品及び各種仕様書は SHEET 2を参照のこと。
 REFER TO SHEET 2 ABOUT APPLICABLE PRODUCTS AND VARIOUS SPECIFICATIONS.
- ② 材質: TABLE 1 参照
 MATERIAL: SEE TABLE 1
- ③ 発注番号
 ORDER NO
51047 ** 00

極数
 CIRCUIT SIZE

- ④ ロック窓は、2,3極は1ヶ、4極以上は2ヶとする。
 LOCKING WINDOW: ONE PLACE FOR 2 AND 3 CIRCUIT, AND TWO PLACES FOR MORE THAN 4 CIRCUIT.



④ 2,3極ロック窓形状
 LOCKING WINDOW FOR 2, 3 CIRCUIT

④ 4極以上ロック窓形状
 LOCKING WINDOW FOR MORE THAN 4 CIRCUIT

12.95	13.05	11.25	14.25	510471000	10
11.7	11.8	10	13	510470900	9
10.45	10.55	8.75	11.75	510470800	8
9.2	9.3	7.5	10.5	510470700	7
7.95	8.05	6.25	9.25	510470600	6
6.7	6.8	5	8	510470500	5
5.45	5.55	3.75	6.75	510470400	4
4.2	4.3	2.5	5.5	510470300	3
2.95	3.05	1.25	4.25	510470200	2
D	C	B	A	③ 発注番号 ORDER NO	極数 CIRCUIT
				梱包状態: ポリ袋 PACKAGING: POLYBAG	

② TABLE 1

部品 PART	材質 MATERIAL
ハウジング HOUSING	ポリエステル(PBT), UL94V-0, 色: ナチュラル(白) POLYESTER (PBT), UL94V-0, COLOR: NATURAL(WHITE)

THIS DRAWING CONTAINS INFORMATION THAT IS PROPRIETARY TO MOLEX ELECTRONIC TECHNOLOGIES, LLC AND SHOULD NOT BE USED WITHOUT WRITTEN PERMISSION

DIMENSION UNITS	SCALE	CURRENT REV DESC: REVISED	
mm	NTS		
GENERAL TOLERANCES (UNLESS SPECIFIED)			
ANGULAR TOL	± 3.0°		
4 PLACES	± 0.2	EC NO: 698818	
3 PLACES	± 0.2	DRWN: HHUSSIN	2022/02/16
2 PLACES	± 0.2	CHK'D: SAKIYAMA	2022/04/19
1 PLACE	± 0.2	APPR: AIDA	2022/04/19
0 PLACES	± 0.2	INITIAL REVISION:	
DRAFT WHERE APPLICABLE MUST REMAIN WITHIN DIMENSIONS		DRWN: QHE31	2021/06/28
THIRD ANGLE PROJECTION		APPR: KOMURAKAMI	2021/12/24
DRAWING		SERIES	MATERIAL NUMBER
A3-SIZE		51047	510470000-SD
CUSTOMER		DOCUMENT NUMBER	
SEE CHART		510470000-SD	
SHEET NUMBER		DOC TYPE	DOC PART
1 OF 2		PSD	000
		REVISION	B

molex

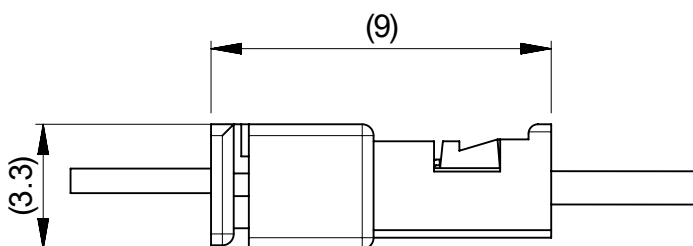
PICOBLADE 1.25
 WTW PLUG HOUSING

PRODUCT CUSTOMER DRAWING

△ 1 適合製品及び各種仕様書
 APPLICABLE PRODUCTS AND VARIOUS SPECIFICATIONS

梱包仕様書 PACKAGING SPECIFICATION		PART NUMBER 51047**00		DOCUMENT NUMBER 510479300-RPK 200	
適合プラグ端子 APPLICABLE PLUG TERMINAL		PLATING TYPE TIN		PART NUMBER 501258*00	WIRE SIZE(AWG) #26 - #28
				501338*00	#28 - #32
適合嵌合相手 MATE WITH		PART NUMBER 51021**00			
適合リセプタクル端子 APPLICABLE RECEPTACLE TERMINAL	PLATING TYPE	TIN			
	PART NUMBER	500798*00	500588*00	500798001	500588001
	WIRE SIZE (AWG)	#26-28	#28-32	#26-28	#28-32
製品仕様書 PRODUCT SPECIFICATION		PS-51021-009 PS 001		510211109-PS PS 000	
アプリケーション仕様書 (取扱説明書) APPLICATION SPECIFICATION		510210001-AS PS 000			

嵌合図
MATED CONNECTORS



THIS DRAWING CONTAINS INFORMATION THAT IS PROPRIETARY TO MOLEX ELECTRONIC TECHNOLOGIES, LLC AND SHOULD NOT BE USED WITHOUT WRITTEN PERMISSION									
DIMENSION UNITS mm	SCALE NTS	CURRENT REV DESC: REVISED			molex				
GENERAL TOLERANCES (UNLESS SPECIFIED)		EC NO: 698818							
ANGULAR TOL	± 3.0 °	DRWN: HHUSSIN 2022/02/16			PRODUCT CUSTOMER DRAWING				
4 PLACES	± 0.2	CHK'D: SAKIYAMA 2022/04/19			DOCUMENT NUMBER				
3 PLACES	± 0.2	APPR: AIDA 2022/04/19			510470000-SD				
2 PLACES	± 0.2	INITIAL REVISION:			DOC TYPE				
1 PLACE	± 0.2	DRWN: QHE31 2021/06/28			PSD				
0 PLACES	± 0.2	APPR: KOMURAKAMI 2021/12/24			DOC PART				
DRAFT WHERE APPLICABLE MUST REMAIN WITHIN DIMENSIONS		THIRD ANGLE PROJECTION		DRAWING	SERIES	MATERIAL NUMBER	CUSTOMER	REVISION	
				A3-SIZE	51047	SEE CHART		000	B
								000	2 OF 2