

Specifications

Material

Insulator: LCP, E130i, UL94V-0, Black
Contact: C2680
Shell: SUS304

Plating

Terminal:
Contact Area: See Ordering Grid
Solder Area: 100-150u" Tin
Underplating: 50-100u" Nickel
Shell: 50-120u" Nickel

Electrical

Current Rating: 3.0 Amp
Voltage Rating: 30V
Contact Resistance: 30 mΩ max.
Insulation Resistance: 1000 MΩ min.
Dielectric Withstand Voltage: 500 V AC

Mechanical & Environmental

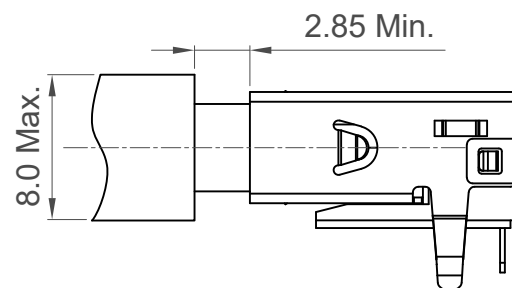
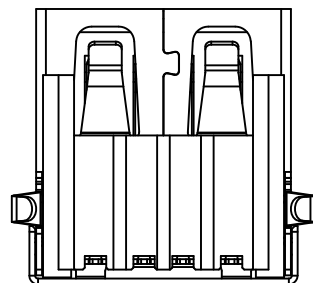
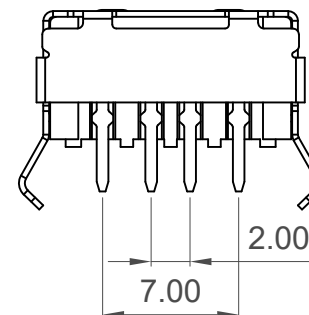
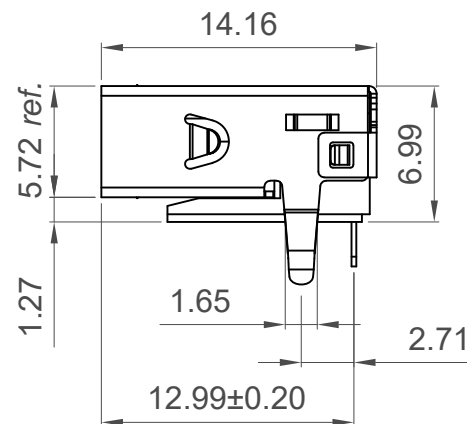
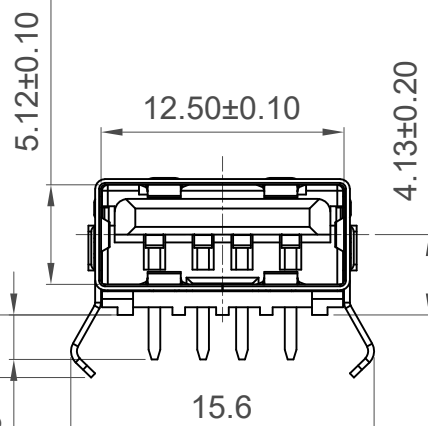
Operating Temperature: -25°C to +85°C
Mating Force: 35N max.
Unmating Force: 10N min.
Durability: 10000 cycles

Ordering Grid

USB1130 - XX - A Request Samples and Quotation

Contact Plating
15 = 15u" Gold (standard)
GF = Gold Flash
30 = 30u" Gold

Packing Options
A = Tape & Reel (230pcs/Reel)



Mating View

Part Number		Product Description	
USB1130		USB 2.0 Receptacle, Type A, 4 Pin, Through Hole, Horizontal, Top Mount, Without Flange	
Drawing Date		6th August 2020	
By	CC	Tolerances (Except as Noted)	Units:
Detail	Drawing Release	Length	Metric (mm)
Revision	A1	Angle	
Date	15/12/21	X.X ± 0.35	X" ± 3"
		X.XX ± 0.25	X.X" ± 1.5"
		3rd Angle Projection	

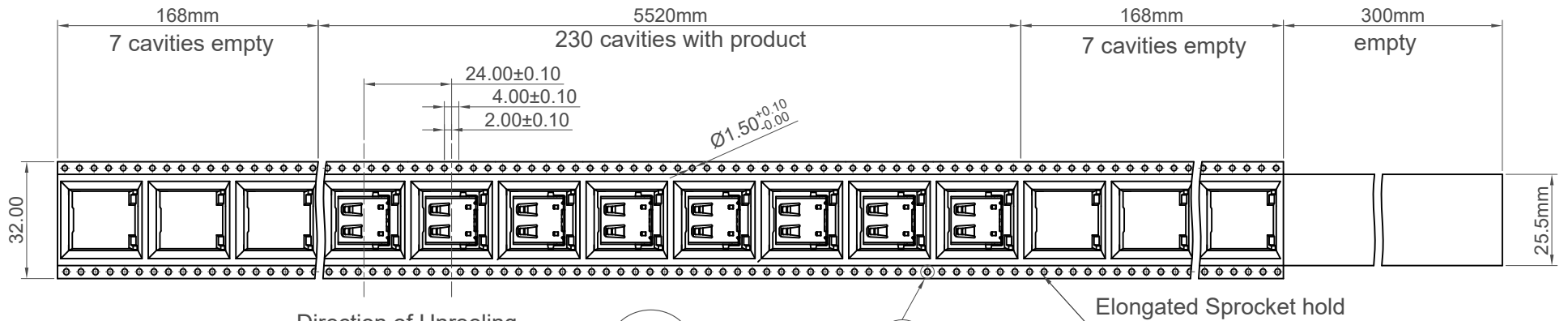


This drawing is confidential and copyright of Global Connector Technology, Ltd (GCT). This drawing must not be copied or disclosed without written consent. E & OE

GCT
www.gct.co

Not to Scale
Drawn By CC
Sheet No. 1/2

H
G
F
E
D
C
B
A



Direction of Unreeling

Elongated Sprocket hold

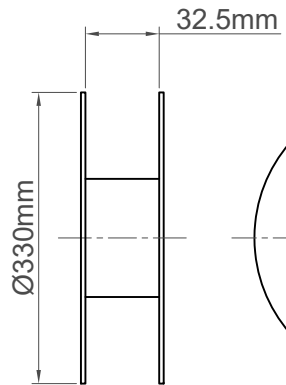
Scale 2:1

Notes:

Peeling off force of top tape: 0.1-0.7N

Peeling angel: 165° - 180°

Peeling speed: 300mm/minute



Direction of Unreeling

Green product label

Label

Carrier Tape

Cover Tape

Cardboard Triangles

Bag

Reels

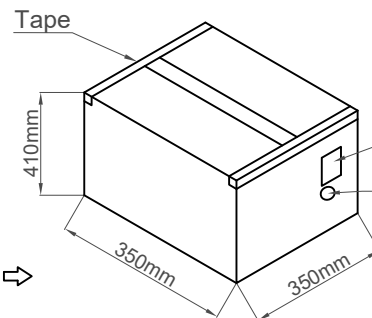
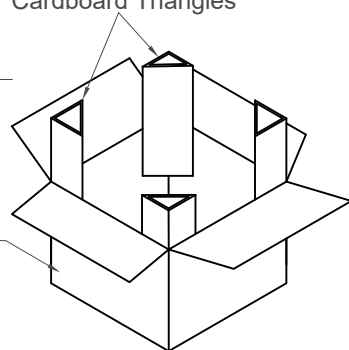
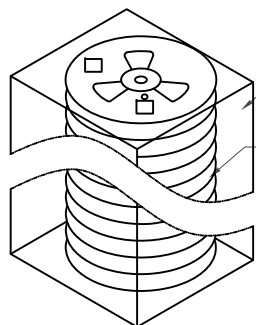
Carton

Label

Green product label

Part Number	Specification	Q'ty
Carrier Tape	32.0mm (W) x 5.856m (L)	10
Cover Tape	25.5mm (W)	61.56m
Reel	Ø330 x 32.5mm	10
Bag	400 x 400 x 400mm, PE	1
Cardboard Triangles	430 x 370x 3mm (L x W x T)	4
Carton	350 x 350 x 410mm (L x W x H)	1

Pcs./Reel	Reels/Carton	Pcs./Carton
230	10	2300



Part Number USB1130		Product Description USB 2.0 Receptacle, Type A, 4 Pin, Through Hole, Horizontal, Top Mount, Without Flange	
Drawing Date 6th August 2020			
By Detail	CC Drawing Release	Tolerances (Except as Noted) Length	Angle
Revision Date	A1 15/12/21	-	-
		Units: Metric (mm)	3rd Angle Projection
		RoHS COMPLIANT 2011/65/EU Deca-SIDE	This drawing is confidential and copyright of Global Connector Technology, Ltd (GCT). This drawing must not be copied or disclosed without written consent. E & OE

GCT
www.gct.co

Not to
Scale

Drawn By
CC

Sheet No.
2/2

1 2 3 4 5 6 7 8

Mouser Electronics

Authorized Distributor

Click to View Pricing, Inventory, Delivery & Lifecycle Information:

[Global Connector Technology \(GCT\):](#)

[USB1130-15-A](#)