NOTA/ *NOTES*
CONNECTEUR DOIT ETRE CONFORME AU CDC : -SPECIFICATION INTERNE I 0045 -STE 96 488 121 99 *FEMALE CONNECTOR ACCORDING TO SPECIFICATION PSA:* *-SPECIFICATION INTERNE I 0045* *-STE 96 488 121 99*
INTERFACE SUIVANT IEC 60061-1 FEUILLES 7004-110-1 *INTERFACE ACCORDING TO IEC 60061-1 SHEETS 7004-110-1*
DOSSIER DE PRECONISATION N°PU 022 *USER MANUAL N°PU 022*
CONDITIONNEMENT SUIVANT NORME E 7 303 150 G *PACKAGING ACCORDING TO STANDARD E 7 303 150 G*
MASSE DU PRODUIT LIVRABLE : 6g *DELIVERY CONNECTOR WEIGHT: 6g*

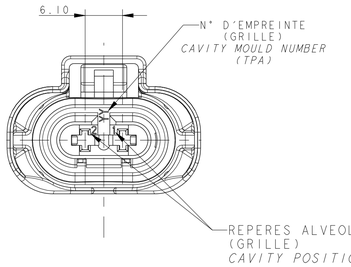

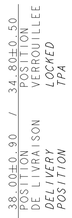

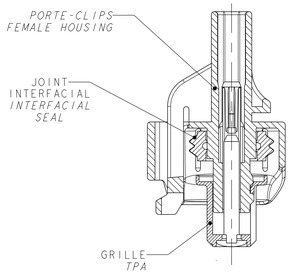

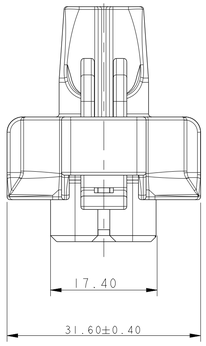

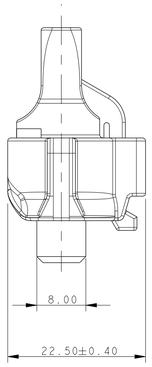

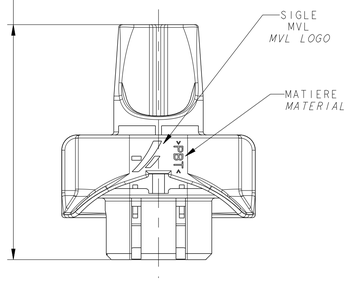

CONTACTS DCS-1
FEMALE TERMINAL DCS-1

CLIPS DCS 1 / *CONTACTS DCS 1*				
CLIP DCS1 2.8x0.8 SECTION 0.50-1.00 mm² *FEMALE TERMINAL DCS-1 2.8x0.8* *SECTION 0.50-1.00 mm²*	CuSn	Sn	6 001 05 31	12198447
CLIP DCS1 2.8x0.8 SECTION > 1.00-2.50 mm² *FEMALE TERMINAL DCS-1 2.8x0.8* *SECTION > 1.00-2.50 mm²*	CuSn	Sn	6 001 05 41	12198436
JOINT UNITAIRE SUR FIL POUR DCS 1 ***SINGLE WIRE SEAL (SWS) DCS1***				
BOUCHON *CAVITY PLUG*	SILICONE	BLANC/ *WHITE*	211 M 0013	15340264
JOINT UNITAIRE SUR FIL Ø ISOLANT FIL 1.28-1.90 *SINGLE WIRE SEAL (SWS)* *Ø INSULATION WIRE 1.28-1.90*	SILICONE	ROUGE/ *RED*	211 M 0009	15327786
JOINT UNITAIRE SUR FIL Ø ISOLANT FIL 1.99-3.00 *SINGLE WIRE SEAL (SWS)* *Ø INSULATION WIRE 1.99-3.00*	SILICONE	BLEU/ *BLUE*	211 M 0010	10757056
DESIGNATION ***DESCRIPTION***	**MATIERE/** ***MATERIAL***	**COULEUR/** ***COLOUR***	**REFERENCE MVL/** ***MVL'S REFERENCE***	**REFERENCE DELPHI/** ***DELPHI'S REFERENCE***

(C)

CONTACTS DCS-2
FEMALE TERMINAL DCS-2

CLIPS DCS 2 / *CONTACTS DCS 2*				
CLIP DCS2 2.8x0.8 SECTION 0.22-0.35 mm² *FEMALE TERMINAL DCS-2 2.8x0.8* *SECTION 0.22-0.35 mm²*	CuSn/CrNi	Sn	6 001 29 11	10811334
CLIP DCS2 2.8x0.8 SECTION 0.50-1.00 mm² *FEMALE TERMINAL DCS-2 2.8x0.8* *SECTION 0.50-1.00 mm²*	CuSn/CrNi	Sn	6 001 29 31	10789065
CLIP DCS2 2.8x0.8 SECTION 1.00-2.50 mm² *FEMALE TERMINAL DCS-2 2.8x0.8* *SECTION 1.00-2.50 mm²*	CuSn/CrNi	Sn	6 001 29 41	10779097
JOINT UNITAIRE SUR FIL POUR DCS 2 ***SINGLE WIRE SEAL (SWS) DCS2***				
BOUCHON *CAP*	SILICONE	VERT *GREEN*	6 099 40 07	10779160
JOINT UNITAIRE SUR FIL Ø ISOLANT FIL 1.20-2.00 *SINGLE WIRE SEAL (SWS)* *Ø INSULATION WIRE 1.20-2.00*	SILICONE	BLEU *BLUE*	6 099 40 15	10779162
JOINT UNITAIRE SUR FIL Ø ISOLANT FIL 2.00-2.70 *SINGLE WIRE SEAL (SWS)* *Ø INSULATION WIRE 2.00-2.70*	SILICONE	ROUGE *RED*	6 099 40 23	10779159
JOINT UNITAIRE SUR FIL Ø ISOLANT FIL 2.70-2.90 *SINGLE WIRE SEAL (SWS)* *Ø INSULATION WIRE 2.70-290*	SILICONE	JAUNE *YELLOW*	6 099 40 34	10779161
DESIGNATION ***DESCRIPTION***	**MATIERE/** ***MATERIAL***	**COULEUR/** ***COLOUR***	**REFERENCE MVL/** ***MVL'S REFERENCE***	**REFERENCE DELPHI/** ***DELPHI'S REFERENCE***

(C)

PORTE-CLIPS *FEMALE HOUSING*	PBT 0% FV *PBT 0% GF*	NOIR/ *BLACK*	240 1 0 013
GRILLE *TPA*	PBT 30% FV *PBT 30% GF*	JAUNE/ *YELLOW*	240 M 4 031
		GRIS/ *GREY*	240 M 8 031
JOINT INTERFACIAL *INTERFACIAL SEAL*	SILICONE	BLEU/ *BLUE*	240 M 041
DESIGNATION ***DESCRIPTION***	**MATIERE/** ***MATERIAL***	**COULEUR/** ***COLOUR***	**REFERENCE MVL/** ***MVL'S REFERENCE***

ECHELLE 1:1 *SCALE 1:1* TOLERANCES ±0.08	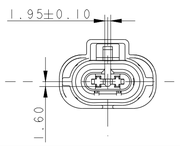	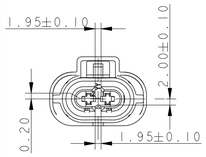
COULEUR/ *COLOUR*	JAUNE/ *YELLOW*	GRIS/ *GREY*
REFERENCE MVL ***MVL'S REFERENCE***	240 PC 02 3S 4 019	240 PC 02 3S 8 019
REFERENCE DELPHI ***DELPHI'S REFERENCE***	10810649	33523196

(C)

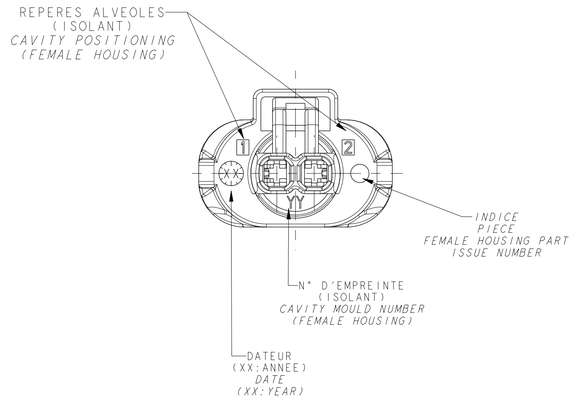

-	-	-
	-	-
	-	-
	-	-
	-	DELPHI P/N ADDED
A 04 024	-	-
	-	-
	-	-
	-	UPDATE ACCORDING TO DM N° 03017 :
	-	16 CAVITIES GRID MOULD + AUTO ASSY PROCESS
A 07 029	-	-
	-	ADD TRANSLATE ENGLISH
	-	MODIFICATION FEMALE HOUSING
	-	CHANGE INTERFACIAL SEAL
	-	DM 05-101C
ECN NO. *NUMERO ECN*	POSITION *POSITION*	CHANGE DESCRIPTION *MODIFICATION*

PRODUCT SPEC. *SPECIF. PRODUIT* - | PACKAGING SPEC. *SPECIF. EMBALLAGE* - | APPLICATION SPEC. *SPECIF. APPLICATION* -

COPYRIGHT DELPHI CORPORATION AND/OR ITS AFFILIATES. ALL RIGHTS RESERVED. REVISED
THIS DRAWING IS THE PROPERTY OF DELPHI CORPORATION AND CONTAINS DELPHI CONFIDENTIAL INFORMATION. THE REPRODUCTION, DISTRIBUTION AND UTILIZATION OF THIS DOCUMENT OR ITS RELATED CAD MATH DATA, AS WELL AS COMMUNICATION OF ANY CONTENT TO OTHERS, WITHOUT EXPRESS AUTHORIZATION, IS PROHIBITED.
CE PLAN EST LA PROPRIETE DE DELPHI CORPORATION ET CONTIENT DES INFORMATIONS DELPHI CONFIDENTIELLES. LA REPRODUCTION, LA DISTRIBUTION ET L'UTILISATION DE CE DOCUMENT OU DE SES DONNEES MATHEMATIQUES CAO, AINSI QUE LA COMMUNICATION DE TOUT CONTENU A AUTRUI, SANS AUTORISATION EXPRESSE, EST INTERDITE.

TOLERANCES *TOLERANCES* ±0.1 ±2° | MATERIAL : *MATIERE :* SEE TABLE | SURFACE FINISH *ETAT DE SURFACE* -
CONFIDENTIAL N° *CONTRE-PARTIE N°* - | COLOUR : *COULEUR :* SEE TABLE | -
DO NOT MEASURE DRAWING *NE PAS PRENDRE DE COTES* | TOOL NO. *OUTIL N°* - | ECO Loc. Code *CODE B.E.* FE

DELPHI PACKARD ELECTRICAL/ELECTRONIC ARCHITECTURE EPERNON, FRANCE

ISO PROJECTION *PROJECTION ISO* | DIMENSION IN MILLIMETERS *DIMENSIONS EN MILLIMETRES* | DWG SIZE *FORMAT* A1

	DATE *DATE*	NAME *NOM*
CREATED BY *CREE PAR*	01/12/1999	DEUBEL
MODIFIED BY *MODIF. PAR*	2014/10/08	F.FAURIE
CHECKED BY *VERIF. PAR*	2014/10/08	S.LACOTE
APPROVED BY *APPR. PAR*	2014/10/08	Pascal MENARD

TITLE *DESIGNATION* **2 VOIES DCS2 2.8 x 0.8**
PROJECT *PROJET* **PGJ 19 LAMP CONNECTOR**
ESK NO. *NUMERO ESK* FRA-0750 | CAT. NO. *NUMERO CAT.* 240PC023SX019
DOCUMENT UNDER PDS CONTROL *DOCUMENT GERE SOUS P.D.S.*
NO MODIFICATION ALLOWED OUTSIDE *PAS DE MODIFICATION EN DEHORS*
FILE NAME *NOM DE FICHIER* 240FT0101

DRAWING NUMBER *REF. PLAN* **240FT0101** REV. *IND.* **C**
STATE *ETAT* **SERIAL RELEASED**
PART NUMBER *REF. ARTICLE* **See Table** REV. *IND.* -
APPROVAL LEVEL *NIV. D'APPROBATION* -
SHEET *FEUILLE* 1 of 1 *SHT.* 1
SCALE *ECH.* 1:1
CAD SYSTEM pro / eng.

EUR C04 112 F29

Mouser Electronics

Authorized Distributor

Click to View Pricing, Inventory, Delivery & Lifecycle Information:

Aptiv:
240PC023S4019 240PC023S8019 240PC023S8019-B