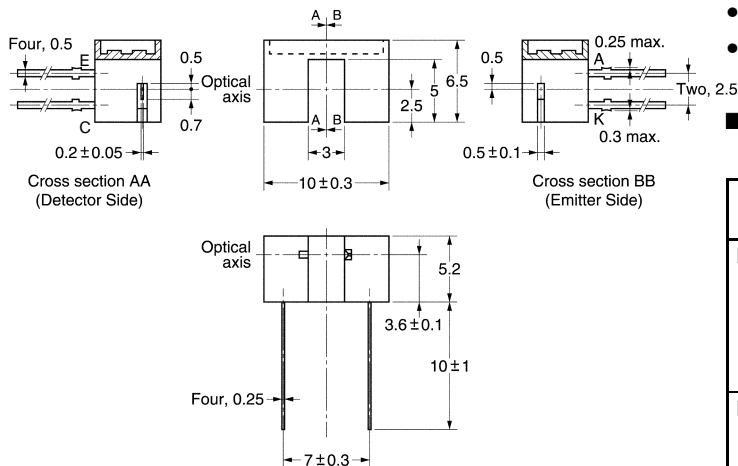
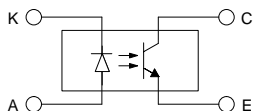


■ Dimensions

Note: All units are in millimeters unless otherwise indicated.



Internal Circuit



Unless otherwise specified, the tolerances are ±0.2 mm.

Terminal No.	Name
A	Anode
K	Cathode
C	Collector
E	Emitter

■ Features

- Horizontal sensing aperture.
- PCB mounting type.
- High resolution with a 0.2-mm-wide aperture.

■ Absolute Maximum Ratings (Ta = 25°C)

Item	Symbol	Rated value
Emitter	Forward current	I_F 50 mA (see note 1)
	Pulse forward current	I_{FP} 1 A (see note 2)
	Reverse voltage	V_R 4 V
Detector	Collector–Emitter voltage	V_{CEO} 30 V
	Emitter–Collector voltage	V_{ECO} ---
	Collector current	I_C 20 mA
	Collector dissipation	P_C 100 mW (see note 1)
Ambient temperature	Operating	T_{opr} -40°C to 85°C
	Storage	T_{stg} -40°C to 100°C
Soldering temperature	T_{sol}	260°C (see note 3)

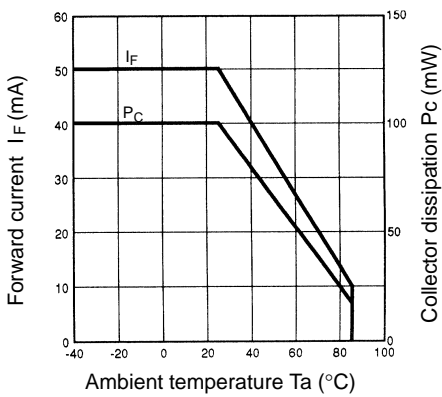
- Note:**
1. Refer to the temperature rating chart if the ambient temperature exceeds 25°C.
 2. The pulse width is 10 μs maximum with a frequency of 100 Hz.
 3. Complete soldering within 10 seconds.

■ Electrical and Optical Characteristics (Ta = 25°C)

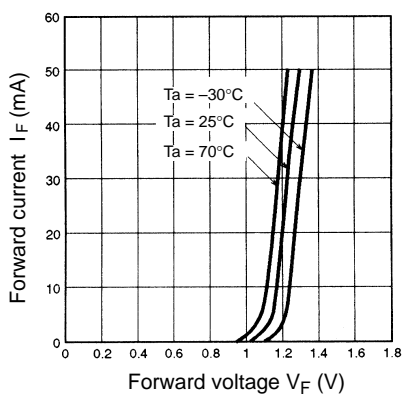
Item	Symbol	Value	Condition
Emitter	Forward voltage	V_F 1.2 V typ., 1.5 V max.	$I_F = 30$ mA
	Reverse current	I_R 0.01 μA typ., 10 μA max.	$V_R = 4$ V
	Peak emission wavelength	λ_P 920 nm typ.	$I_F = 20$ mA
Detector	Light current	I_L 0.12 mA min.	$I_F = 20$ mA, $V_{CE} = 5$ V
	Dark current	I_D 2 nA typ., 200 nA max.	$V_{CE} = 10$ V, 0 lx
	Leakage current	I_{LEAK} ---	---
	Collector–Emitter saturated voltage	$V_{CE (sat)}$ 0.08 V typ., 0.4 V max.	$I_F = 20$ mA, $I_L = 0.05$ mA
	Peak spectral sensitivity wavelength	λ_P 850 nm typ.	$V_{CE} = 10$ V
Rising time	t_r	100 μs typ.	$V_{CC} = 5$ V, $R_L = 50$ kΩ, $I_L = 0.1$ mA
Falling time	t_f	1,000 μs typ.	$V_{CC} = 5$ V, $R_L = 50$ kΩ, $I_L = 0.1$ mA

■ Engineering Data

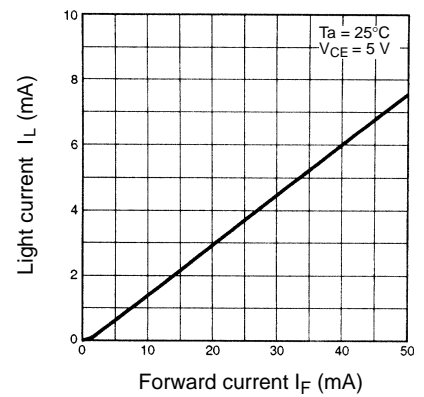
Forward Current vs. Collector Dissipation Temperature Rating



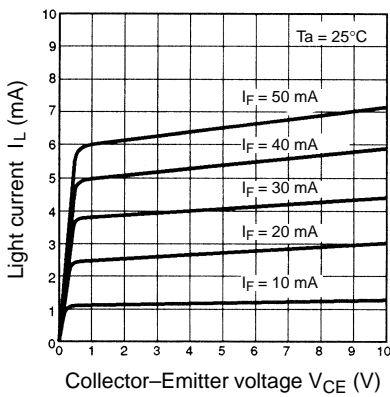
Forward Current vs. Forward Voltage Characteristics (Typical)



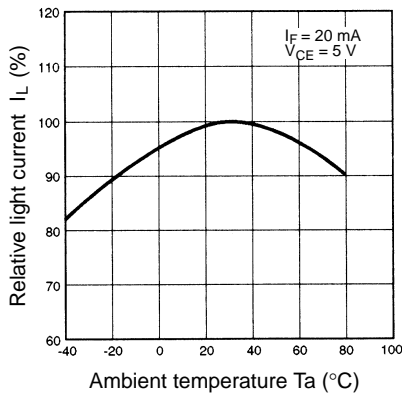
Light Current vs. Forward Current Characteristics (Typical)



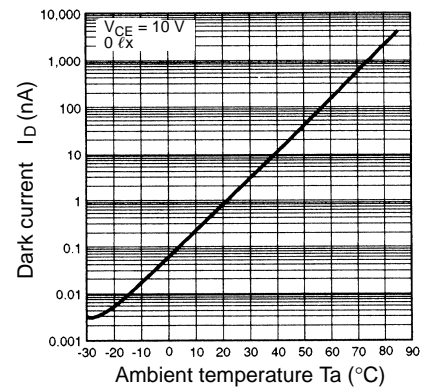
Light Current vs. Collector-Emitter Voltage Characteristics (Typical)



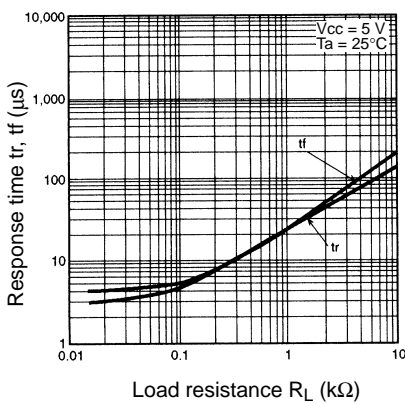
Relative Light Current vs. Ambient Temperature Characteristics (Typical)



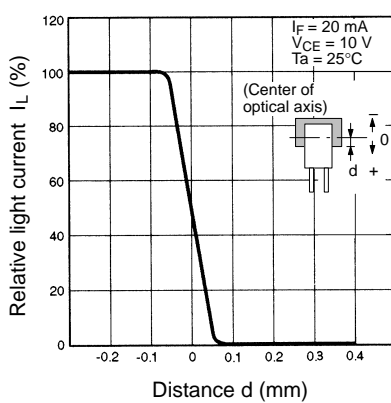
Dark Current vs. Ambient Temperature Characteristics (Typical)



Response Time vs. Load Resistance Characteristics (Typical)



Sensing Position Characteristics (Typical)



Response Time Measurement Circuit

